

HODJA AKHMET YASSAWI

7. INTERNATIONAL CONGRESS ON SCIENTIFIC RESEARCH AZERBAIJAN, FEBRUARY 24-25, 2023

POSSIBLE CORRELATION BETWEEN THE PHENOMENOLOGY OF CRIMINAL OFFENCES PRIMARILY DOMESTIC VIOLENCE AND ISOLATION AND SOCIAL DISTANCE MEASURES DURING THE COVID 19 PANDEMIC IN CROATIA

Dijana Gracin, PhD, Assist. Prof.
University of Zagreb, Military Studies

INTRODUCTION

The aim of this research is to provide an overview of the relevant literature, to analyze the extent, structure and dynamics of criminality in the past decade in Croatia, especially during 2019, 2020 and 2021 and to determine how the isolation and social distance as a special measures during pandemic covid 19 affect on phenomenology of criminal offences.

The empirical analysis is based on secondary data from registered crimes of the police, state attorney's offices and Croatian Bureau of Statistics in the observed period.

APPROACH AND FINDINGS

This research performed in relation to several criteria: gender, educational attainment, imposed penalties, and most common types of crimes committed.

It can be noticed an increase in depression, anxiety, and feelings of hopelessness.

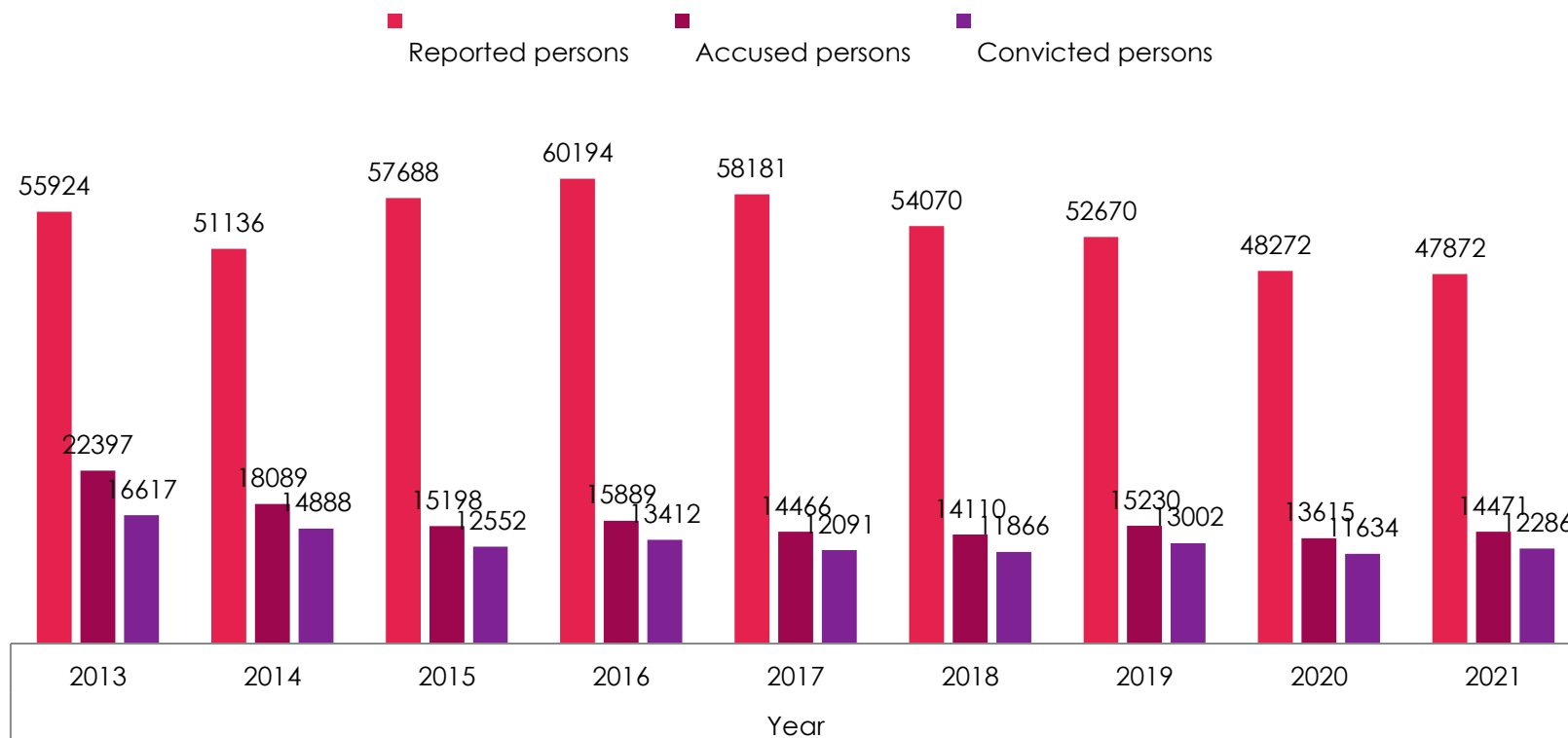


TABLE 1 TREND OF REPORTED, ACCUSED AND CONVICTED ADULT PERSONS

| REPORTED, ACCUSED AND CONVICTED ADULT PERSONS (2013-2021) | | | | | | | | | |
|---|-------|-------|-------|-------|-------|-------|-------|-------|-------|
| Table 1 | Year | | | | | | | | |
| | 2013 | 2014 | 2015 | 2016 | 2017 | 2018 | 2019 | 2020 | 2021 |
| Reported persons | 55924 | 51136 | 57688 | 60194 | 58181 | 54070 | 52670 | 48272 | 47872 |
| Reported persons – Woman | 3717 | 3398 | 4541 | 5695 | 5703 | 5345 | 5240 | 5347 | 5564 |
| Accused persons | 22397 | 18089 | 15198 | 15889 | 14466 | 14110 | 15230 | 13615 | 14471 |
| Accused persons – Woman | 2585 | 2383 | 1899 | 2096 | 1987 | 1924 | 2021 | 1904 | 2073 |
| Convicted persons | 16617 | 14888 | 12552 | 13412 | 12091 | 11866 | 13002 | 11634 | 12286 |
| Convicted persons – Woman | 1713 | 1817 | 1451 | 1688 | 1565 | 1547 | 1691 | 1565 | 1736 |

GRAPH 1 TREND OF REPORTED, ACCUSED AND CONVICTED ADULT PERSONS

REPORTED, ACCUSED AND CONVICTED PERSONS (2013-2021)



TRENDS OF DELINQUENCY IN CROATIA

Starting from 2017, the trend of decrease of reported adult persons for criminal offenses begins and continues to this day, and in 2021, compared to 2016, there is a decrease of about 20%.

The same is the case with the permanent decrease in the number of accused (about 35,6%) compared to 2013, whereas in 2020 (39,3%) and convicted (about 26%) adults compared to 2013.

Possible explanations for this trend include increased undertaking of primary prevention measures at the general population level, strengthening secondary prevention as well as a general reduction in the number of police reports due to the legislation amendments and in 2020 due to Covid 19 pandemic.

REPORTED ADULT PERSONS BY GENDER

In the observed period, it is evident that female reported for criminal offenses participate in total adult crime in the range of 2 to 10%, therefore it can be stated that men still predominate.

The trend of increases of reported women for criminal offenses begins in 2014 and continues to this day.

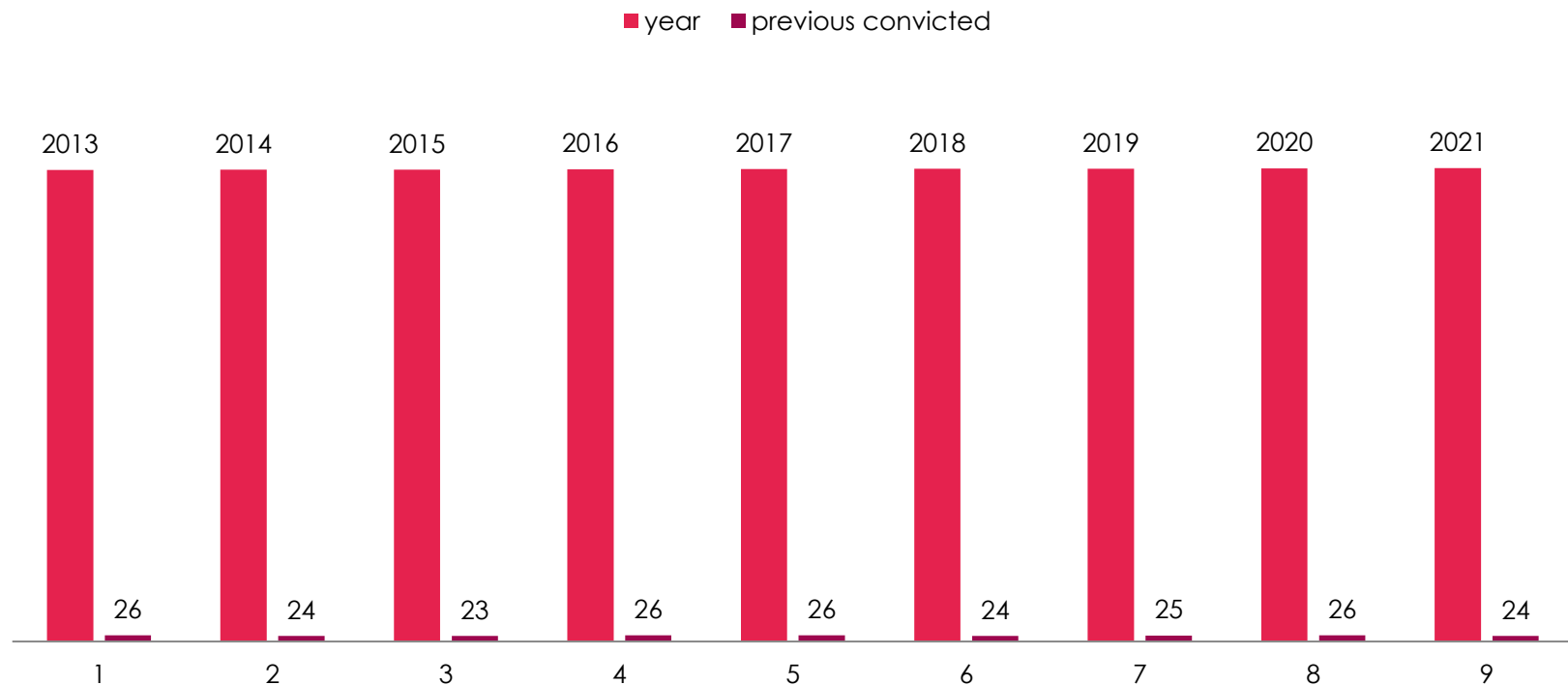
In 2021 was about 40% of reported women for criminal offences.

TABLE 2 CONVICTED PERSONS BY PREVIOUS CONVICTIONS

| Table 2 Year (2013-2021) | TOTAL | PREVIOUS CONVICTIONS | % |
|-----------------------------|--------|----------------------|-------|
| 2013. | 16.617 | 4.383 | 26,38 |
| 2014. | 14.888 | 3.643 | 24,47 |
| 2015. | 12.552 | 2.870 | 22,86 |
| 2016. | 13.412 | 3.455 | 25,76 |
| 2017. | 12.091 | 3.158 | 26,12 |
| 2018. | 11.866 | 2.896 | 24,41 |
| 2019. | 13.002 | 3.299 | 25,37 |
| 2020. | 11.634 | 2.995 | 25,74 |
| 2021. | 12.286 | 2.995 | 24,38 |

GRAPH 2 CONVICTED PERSONS BY PREVIOUS CONVICTIONS

Previous convicted persons (2013-2021)



PREVIOUS CONVICTED PERSONS

As far as the previous convicted persons are considered there are no trends could be attributed to COVID-19.



The figures were relatively stable throughout the observed period

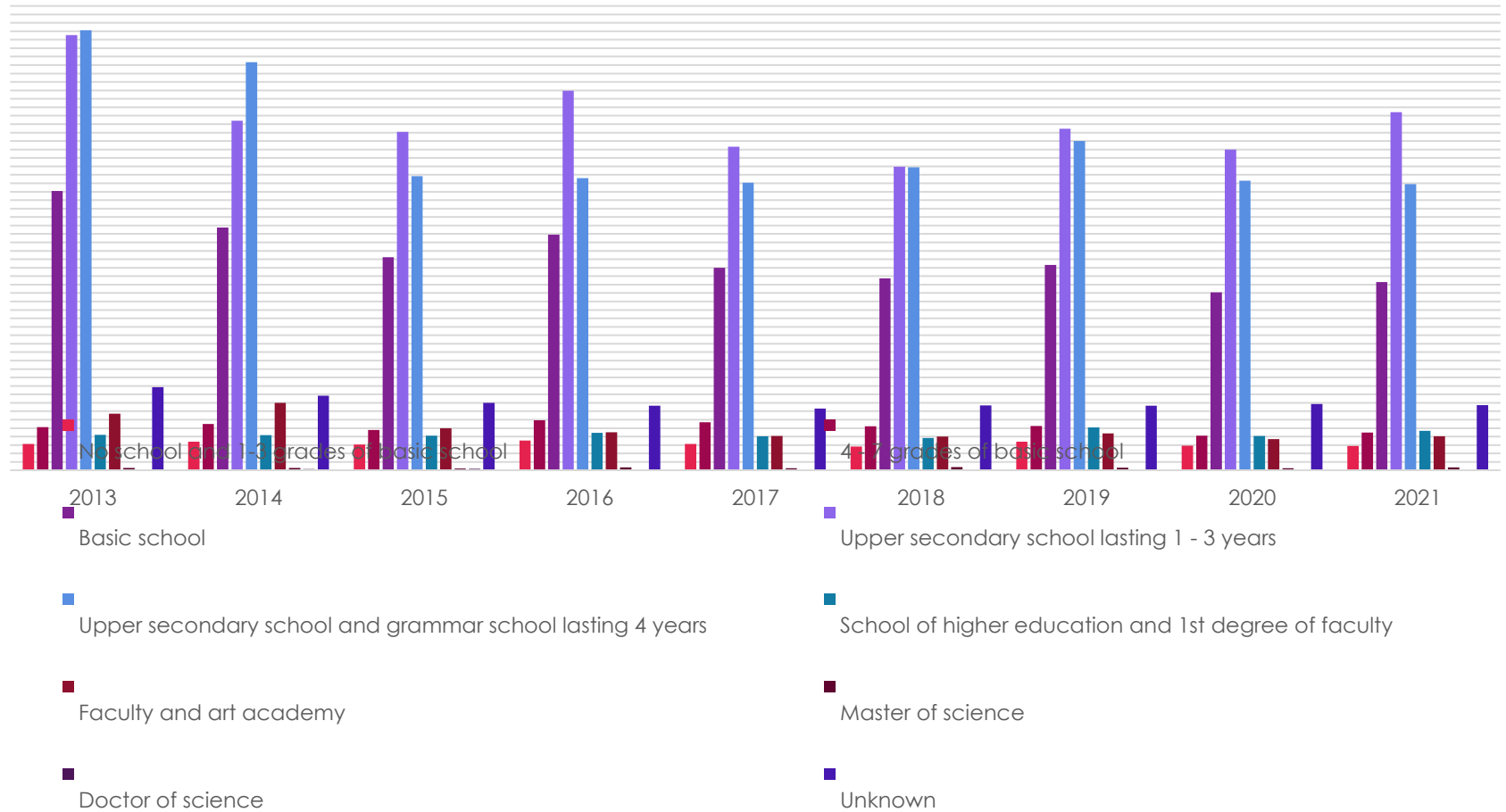
TABLE 3 CONVICTED ADULT PERSONS BY EDUCATIONAL ATTAINMENT

| CONVICTED ADULT PERSONS, BY EDUCATIONAL ATTAINMENT (2013-2021) | | | | | | | | | |
|--|-------|-------|-------|-------|-------|-------|-------|-------|-------|
| | Year | | | | | | | | |
| | 2013 | 2014 | 2015 | 2016 | 2017 | 2018 | 2019 | 2020 | 2021 |
| No school and 1-3 grades of basic school | 313 | 341 | 307 | 353 | 313 | 283 | 340 | 291 | 290 |
| 4 - 7 grades of basic school | 511 | 550 | 477 | 595 | 570 | 521 | 525 | 412 | 447 |
| Basic school | 3309 | 2877 | 2525 | 2792 | 2398 | 2274 | 2432 | 2110 | 2229 |
| Upper secondary school lasting 1 - 3 years | 5155 | 4141 | 4008 | 4497 | 3833 | 3595 | 4046 | 3800 | 4241 |
| Upper secondary school and grammar school lasting 4 years | 5211 | 4835 | 3485 | 3462 | 3406 | 3591 | 3902 | 3430 | 3391 |
| School of higher education and 1st degree of faculty | 422 | 416 | 411 | 445 | 404 | 384 | 508 | 406 | 467 |
| Faculty and art academy | 670 | 800 | 500 | 452 | 408 | 402 | 439 | 371 | 403 |
| Master of science | 30 | 29 | 22 | 36 | 24 | 38 | 33 | 24 | 36 |
| Doctor of science | 9 | 15 | 17 | 13 | 4 | 8 | 12 | 5 | 10 |
| Unknown | 987 | 884 | 800 | 767 | 731 | 770 | 765 | 785 | 772 |
| Total | 16617 | 14888 | 12552 | 13412 | 12091 | 11866 | 13002 | 11634 | 12286 |

Source: Croatian Bureau of Statistics (hereinafter: CBS)

GRAPH 3 CONVICTED ADULT PERSONS BY EDUCATIONAL ATTAINMENT

CONVICTED ADULT PERSONS, BY EDUCATIONAL ATTAINMENT
(2013 -2021)



CONVICTED ADULT PERSONS BY EDUCATIONAL ATTAINMENT

In all observed years, a relatively large share – on average around 30% of adult – have completed upper secondary school lasting 1 - 3 years or upper secondary school and grammar school.

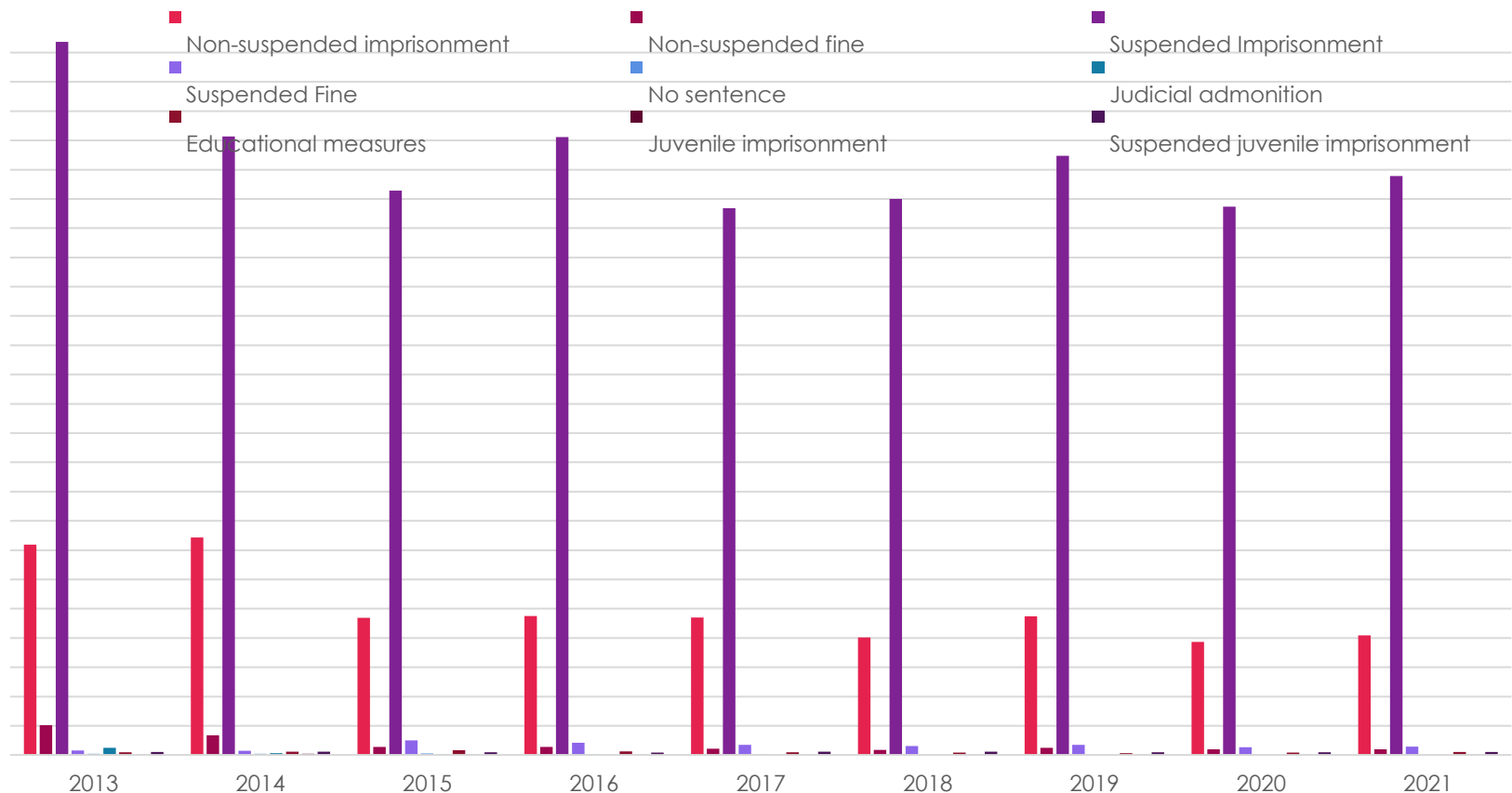
About 3% have not completed elementary school.

Convicted persons in comparison to the general population are slightly below the general educational structure of the population in Croatia.

TABLE 4 CONVICTED ADULT PERSONS, BY PRONOUNCED PENALTIES AND OTHER MEASURES

| Table 4 | Year | | | | | | | | | |
|--|-------|-------|-------|-------|-------|-------|-------|-------|--------|--|
| | 2013 | 2014 | 2015 | 2016 | 2017 | 2018 | 2019 | 2020 | 2021 | |
| Non-suspended imprisonment | 3594 | 3719 | 2345 | 2375 | 2352 | 2008 | 2372 | 1935 | 2047 | |
| Non-suspended fine | 509 | 335 | 141 | 138 | 106 | 89 | 124 | 98 | 96 | |
| Suspended Imprisonment | 12183 | 10568 | 9642 | 10559 | 9340 | 9501 | 10236 | 9366 | 9893 | |
| Suspended Fine | 79 | 74 | 252 | 209 | 175 | 155 | 177 | 135 | 145 | |
| No sentence | 24 | 21 | 25 | 10 | 10 | 8 | 9 | 7 | 2 | |
| Judicial admonition | 122 | 33 | 14 | 7 | 2 | - | - | - | - | |
| Educational measures | 49 | 60 | 84 | 64 | 47 | 43 | 34 | 42 | 50 | |
| Juvenile imprisonment | 5 | 20 | 4 | 6 | 3 | 5 | 5 | 5 | 2 | |
| Suspended juvenile imprisonment | 52 | 58 | 45 | 44 | 56 | 57 | 45 | 46 | 51 | |
| Total | 16617 | 14888 | 12552 | 13412 | 12091 | 11866 | 13002 | 11634 | 12 286 | |

GRAPH 4 CONVICTED ADULT PERSONS, BY PRONOUNCED PENALTIES AND OTHER MEASURES (2013-2021)



IMPOSED PENALTIES

For the observed period, 85% of instances involved suspended imprisonment

Since 2018, and especially in 2020 the number of imprisonment penalties has decreased.

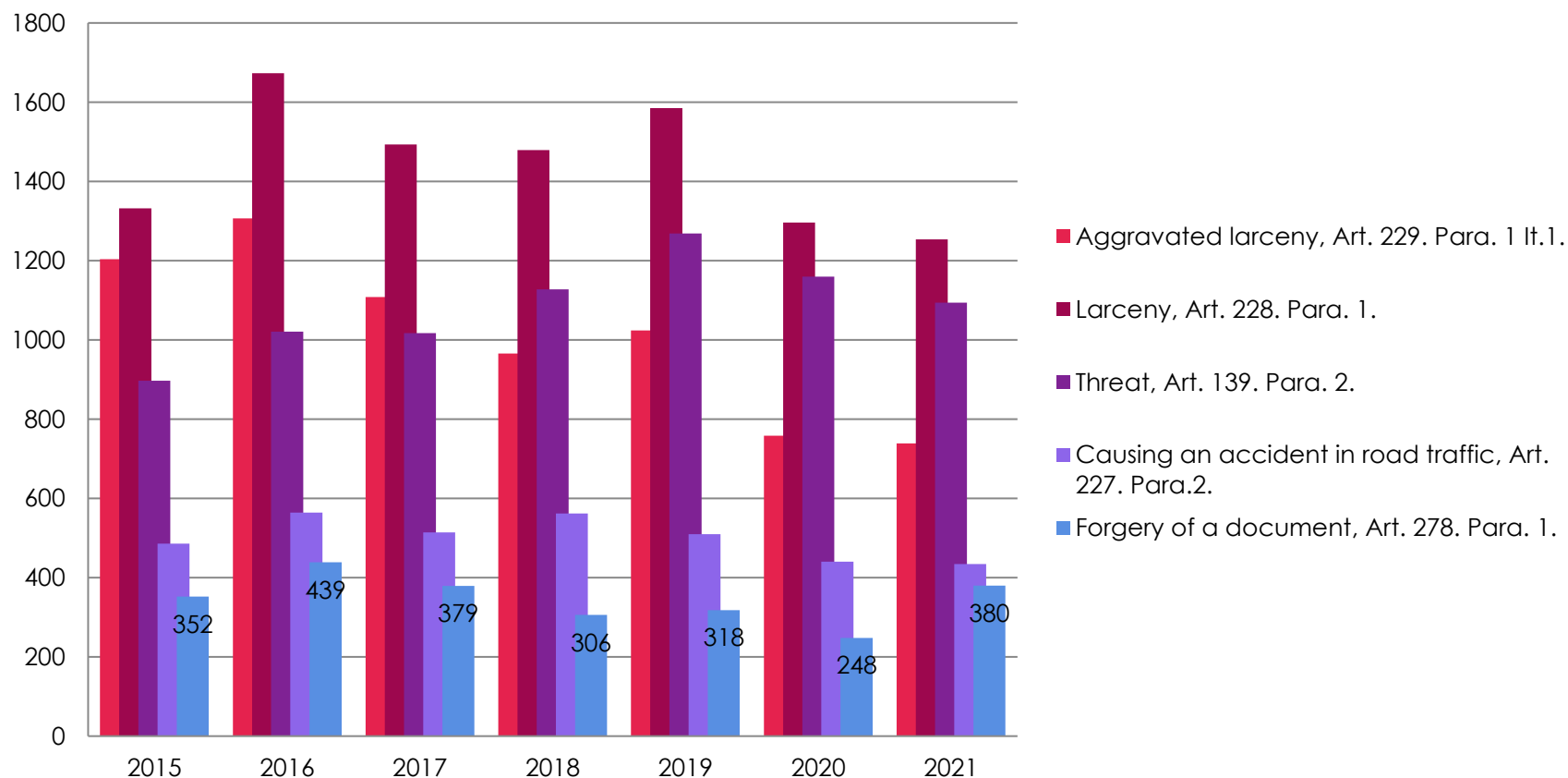
It can be attributed to the COVID-19

SOCIAL DISTANCE AND ISOLATION



GRAPH 5 CONVICTED ADULT PERSONS BY 5 MOST COMMITTED OFFENCES

5 MOST COMMITTED OFFENSES (2013-2021)





CONVICTED ADULT PERSONS BY MOST COMMITTED OFFENCES (2013-2021)

Although there is an obvious strong downward tendency of committing property crimes, they are the most represented in the total mass throughout the observed period (73–80%), which is a confirmed phenomenon in the world as well.

On the other hand, adults persist in committing criminal offenses against personal freedom in the period in question and somewhat less when it comes to offenses against traffic safety followed by criminal offences against forgery.

GRAPH 6 CRIMINAL OFFENCES AGAINST COMPUTER SYSTEM, PROGRAMMES AN DATA

CRIMINAL OFFENCES AGAINST COMPUTER SYSTEM, PROGRAMMES AND DATA (2013-2021)

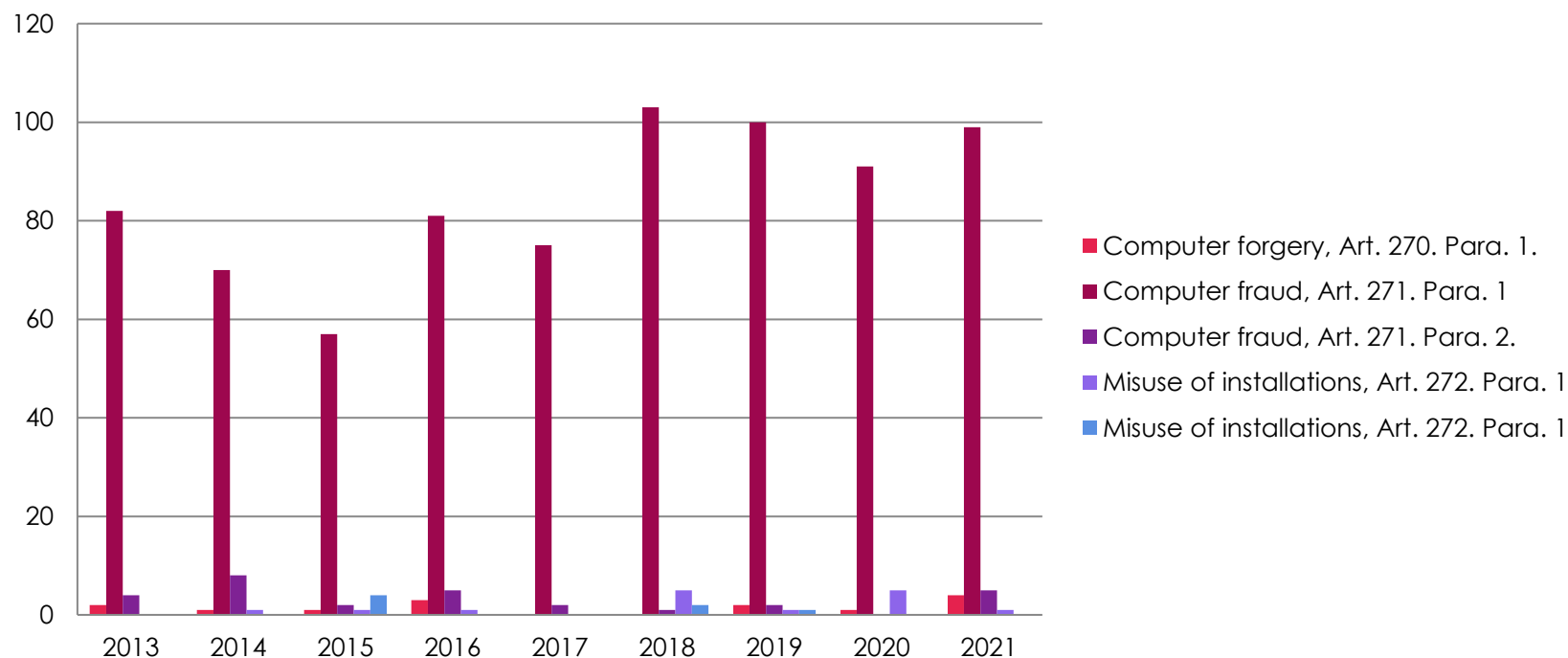
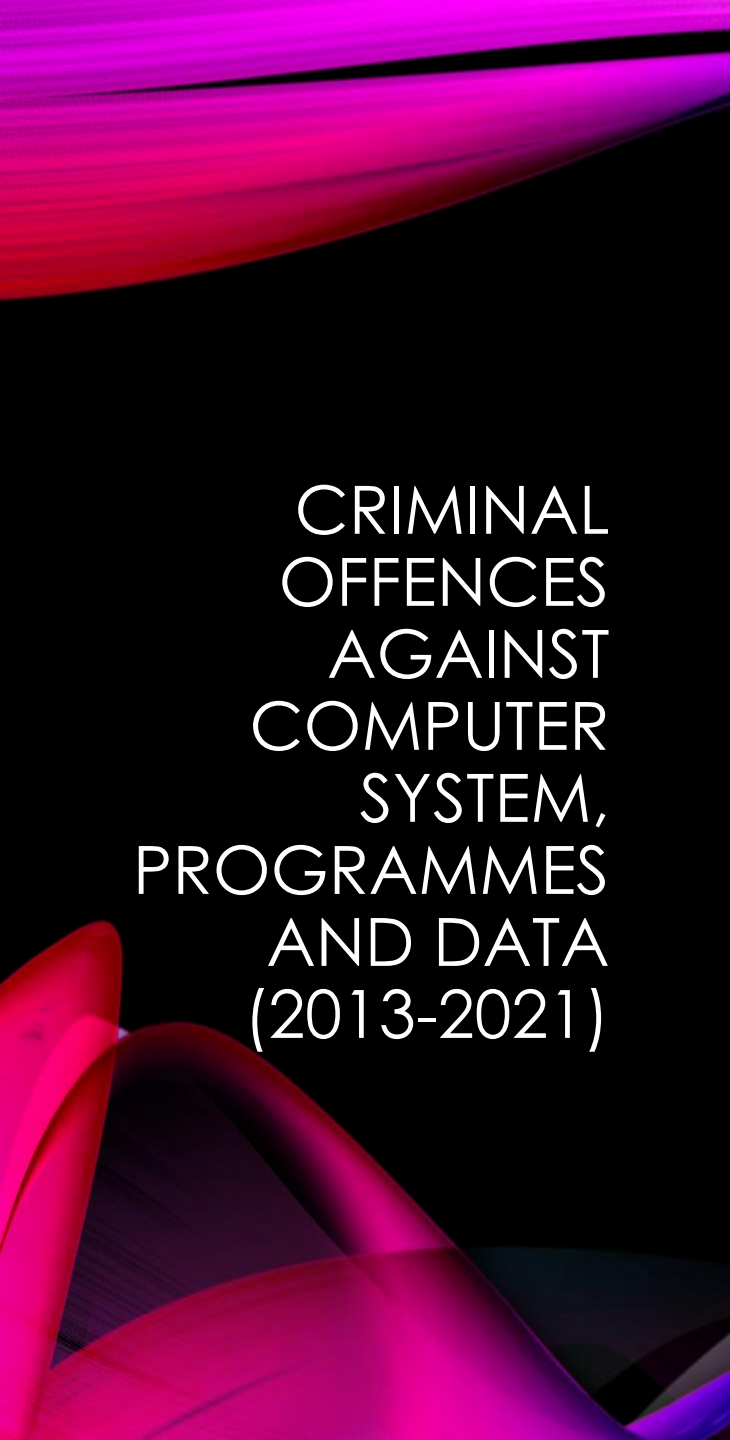


TABLE 2 CRIMINAL OFFENCES AGAINST COMPUTER SYSTEM, PROGRAMMES AND DATA (2013-2021)

| | 2013 | 2014 | 2015 | 2016 | 2017 | 2018 | 2019 | 2020 | 2021 |
|---|------|------|------|------|------|------|------|------|------|
| Computer forgery, Art. 270. Para. 1. | 2 | 1 | 1 | 3 | - | - | 2 | 1 | 4 |
| Computer fraud, Art. 271. Para. 1 | 82 | 70 | 57 | 81 | 75 | 103 | 100 | 91 | 99 |
| Computer fraud, Art. 271. Para. 2. | 4 | 8 | 2 | 5 | 2 | 1 | 2 | - | 5 |
| Misuse of installations, Art. 272. Para. 1 | - | 1 | 1 | 1 | - | 5 | 1 | 5 | 1 |
| Misuse of installations, Art. 272. Para. 1 | - | - | 4 | - | - | 2 | 1 | - | - |



CRIMINAL
OFFENCES
AGAINST
COMPUTER
SYSTEM,
PROGRAMMES
AND DATA
(2013-2021)

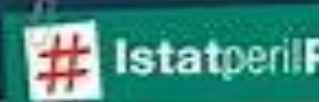
The number of computer frauds is on the rise, with a notable increase in 2018.

Despite a minor decline in 2019, these criminal acts cannot be directly attributed to the isolation and social distancing measures implemented during the COVID-19 pandemic.

VIOLENCE DURING COVID -19

Home-based violence during Covid-19

CALLS TO 1522 | 1 MARCH - 30 JUNE 2020



1522

NE
ice
idency
oil
for help
t of
violence
g



REASONS FOR PHONE CALLS



INCREASING PHONE CALLS, CONTACTS VICTIMS COMPARED WITH THE SAME PERIOD



GRAPH 7 CRIMINAL OFFENCES AGAINST MARRIAGE, FAMILY AND CHILDREN

**CRIMINAL OFFENCES AGAINST MARRIAGE, FAMILY AND CHILDREN
(2013-2021)**

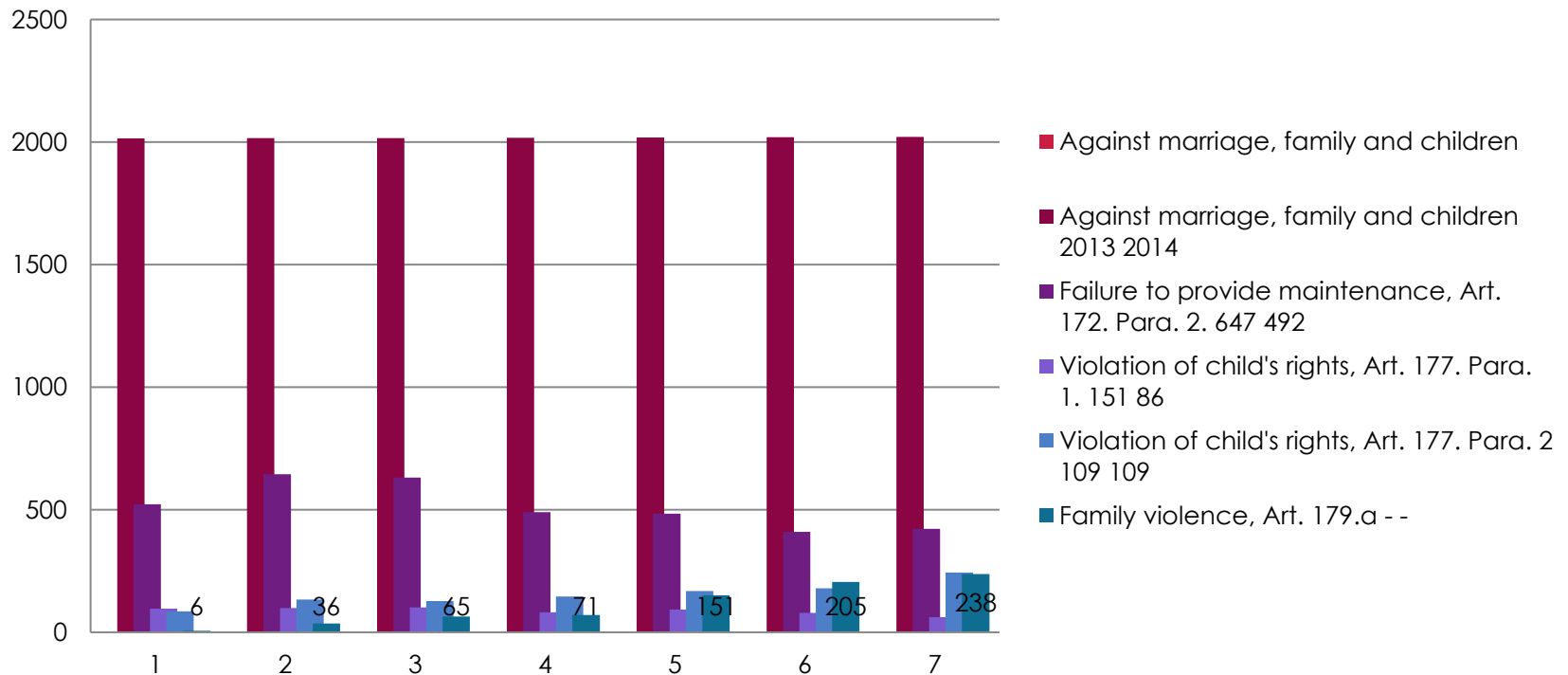
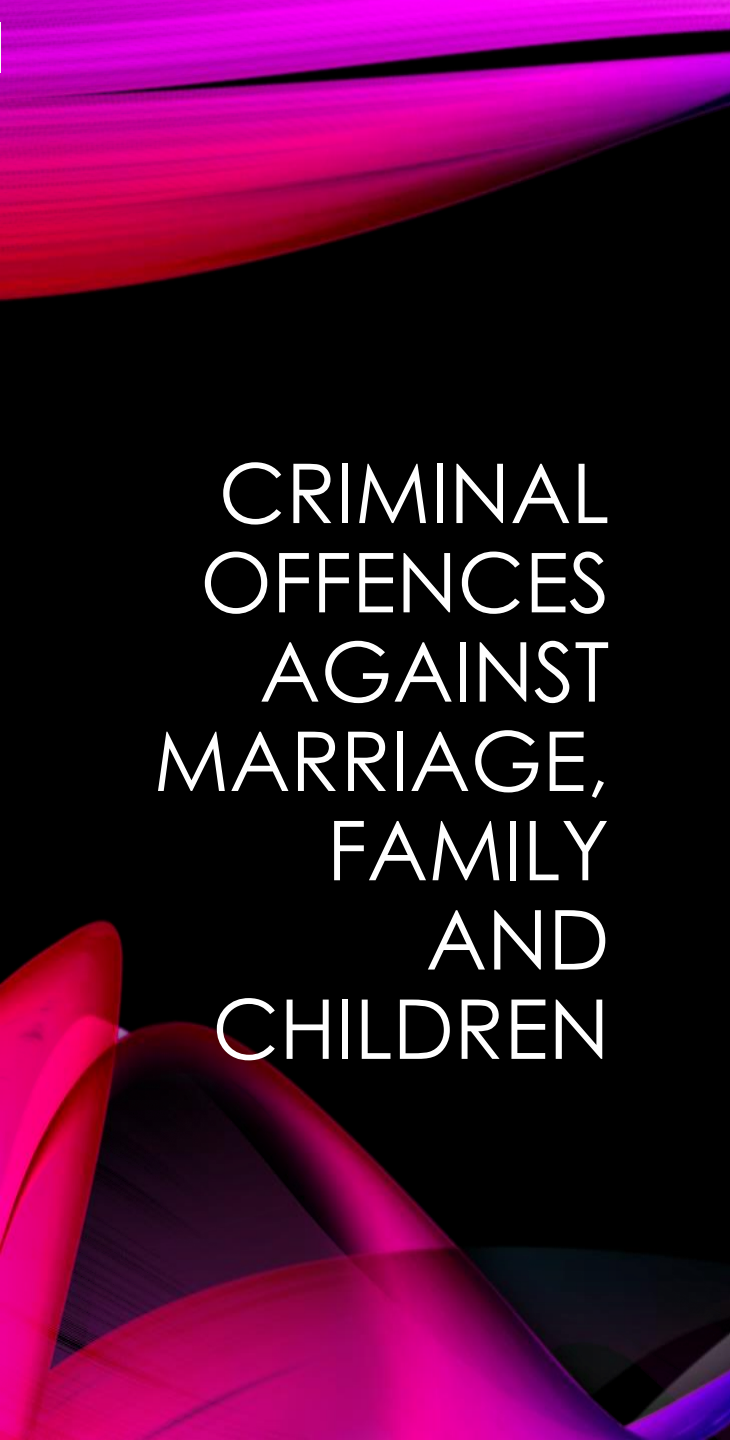


TABLE 5 CRIMINAL OFFENCES AGAINST MARRIAGE, FAMILY AND CHILDREN (2013-2021)

| | 2013 | 2014 | 2015 | 2016 | 2017 | 2018 | 2019 | 2020 | 2021 |
|--|------|------|------|------|------|------|------|------|------|
| Failure to provide maintenance, Art. 172. Para. 2. | 647 | 492 | 523 | 645 | 631 | 490 | 484 | 410 | 422 |
| Violation of child's rights, Art. 177. Para. 1. | 151 | 86 | 97 | 99 | 101 | 82 | 93 | 79 | 62 |
| Violation of child's rights, Art. 177. Para. 2 | 109 | 109 | 85 | 134 | 127 | 146 | 168 | 179 | 244 |
| Family violence, Art. 179.a | - | - | 6 | 36 | 65 | 71 | 151 | 205 | 238 |



CRIMINAL
OFFENCES
AGAINST
MARRIAGE,
FAMILY
AND
CHILDREN

Criminal offences against marriage, family and children were on the rise, especially against children and domestic – family violence.

GRAPH 7 CRIMINAL OFFENCES AGAINST SEXUAL FREEDOM (2013-2021)

CRIMINAL OFFENCES AGAINST SEXUAL FREEDAM (2013-2021)

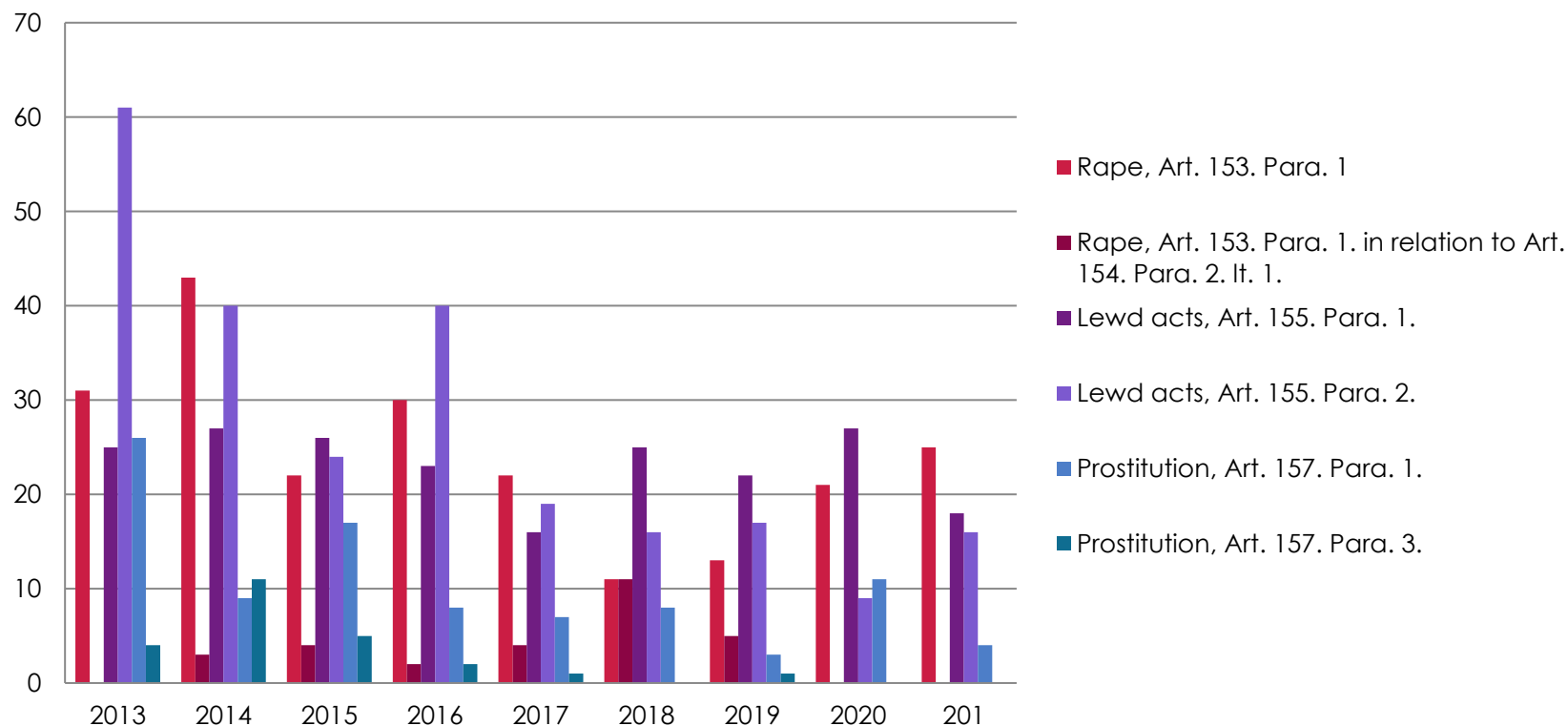


TABLE 6 CRIMINAL OFFENCES AGAINST SEXUAL FREEDOM (2013-2021)

| | Against sexual freedom | | | | | | | | | |
|---|------------------------|------|------|------|------|------|------|------|------|--|
| | 2013 | 2014 | 2015 | 2016 | 2017 | 2018 | 2019 | 2020 | 2021 | |
| Rape, Art. 153. Para. 1 | 31 | 43 | 22 | 30 | 22 | 11 | 13 | 21 | 25 | |
| Rape, Art. 153. Para. 1. in relation to Art. 154. Para. 2. It. 1. | - | 3 | 4 | 2 | 4 | 11 | 5 | - | - | |
| Lewd acts, Art. 155. Para. 1. | 25 | 27 | 26 | 23 | 16 | 25 | 22 | 27 | 18 | |
| Lewd acts, Art. 155. Para. 2. | 61 | 40 | 24 | 40 | 19 | 16 | 17 | 9 | 16 | |
| Prostitution, Art. 157. Para. 1. | 26 | 9 | 17 | 8 | 7 | 8 | 3 | 11 | 4 | |
| Prostitution, Art. 157. Para. 3. | 4 | 11 | 5 | 2 | 1 | - | 1 | - | - | |

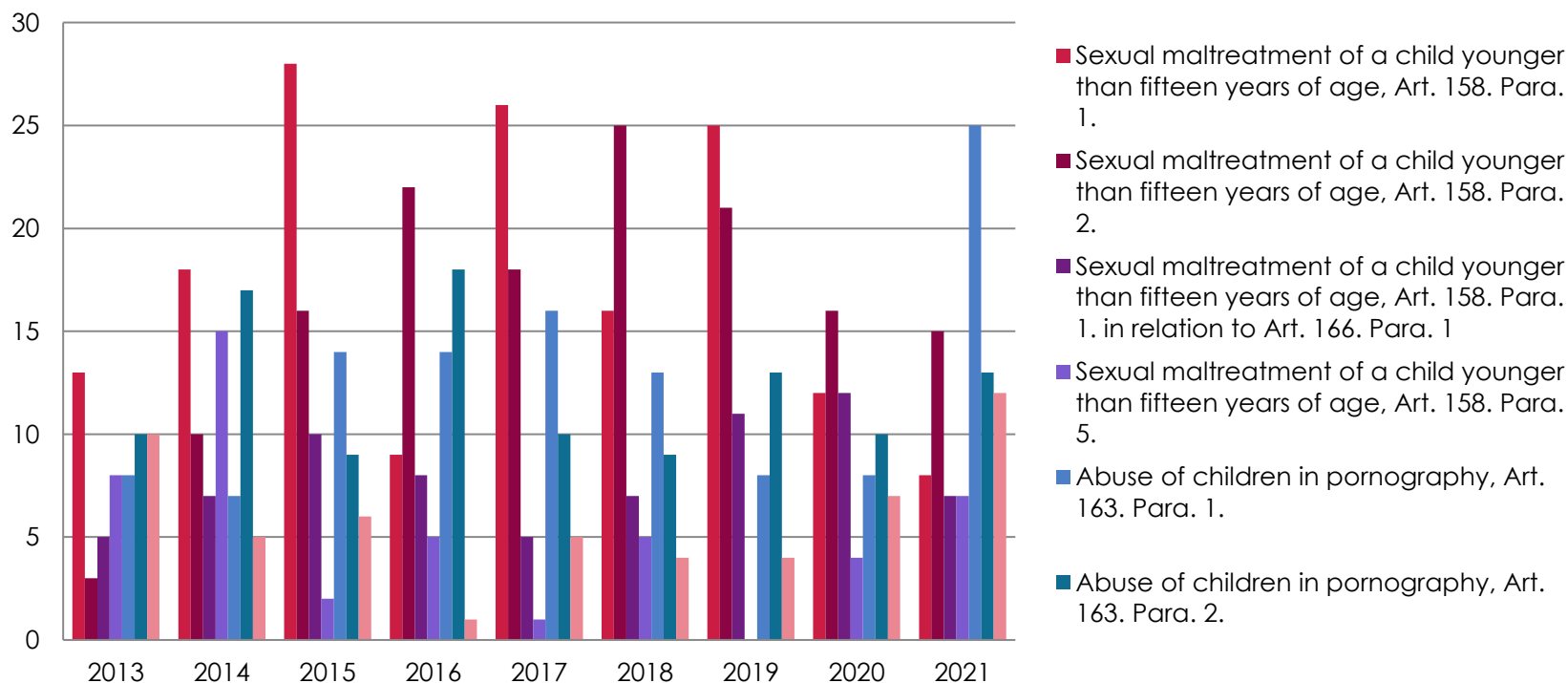


CRIMINAL OFFENCES AGAINST SEXUAL FREEDOM (2013-2021)

Criminal acts against sexual freedom occupy a prominent position, particularly rape, which increased by 38% in 2020 compared to 2019, which can be attributed to the impact of isolation measures taken during the COVID-19 pandemic .

GRAPH 8 CRIMINAL OFFENCES AGAINST SEXUAL MALTREATMENT AND SEXUAL EXPLOITATION OF CHILDREN (2013-2021)

CRIMINAL OFFENCES AGAINST SEXUAL MALTREATMENT AND SEXUAL EXPLOITATION OF CHILDREN (2013-2021)





**CRIMINAL
OFFENCES
AGAINST
SEXUAL
MALTREATMENT
AND SEXUAL
EXPLOITATION
OF CHILDREN**

Sexual maltreatment and child exploitation did not increase during the observed period compared to the period preceding the COVID-19 pandemic.

GRAPH 9 CRIMINAL OFFENCES AGAINST PEOPLE'S HEALTH (2013-2021)

CRIMINAL OFFENCES AGAINST PEOPLE'S HEALTH (2013-2021)

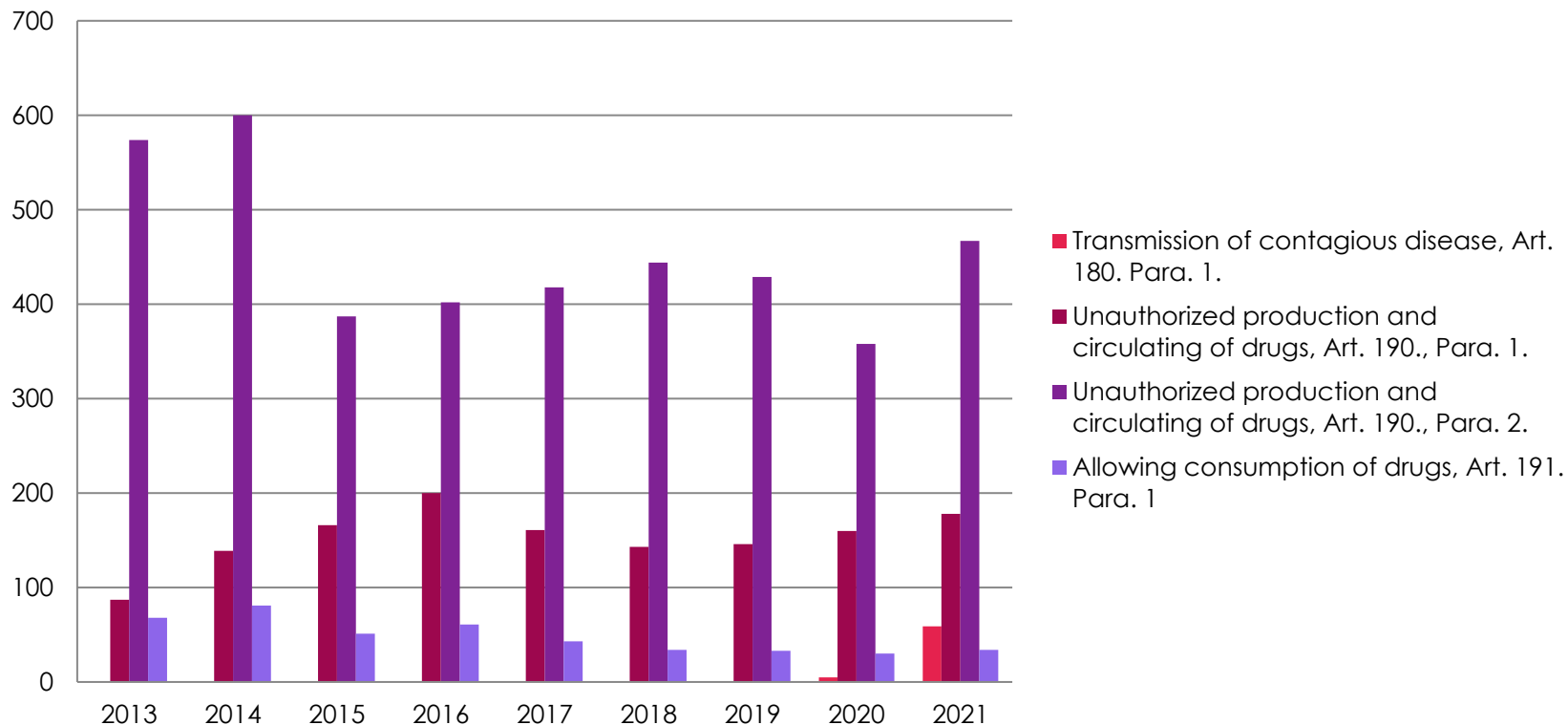


TABLE 7 CRIMINAL OFFENCES AGAINST PEOPLE'S HEALTH (2013-2021)

| | 2013 | 2014 | 2015 | 2016 | 2017 | 2018 | 2019 | 2020 | 2021 |
|---|------|------|------|------|------|------|------|------|------|
| Transmission of contagious disease, Art. 180. Para. 1. | 1 | - | - | - | - | - | - | 5 | 59 |
| Unauthorized production and circulating of drugs, Art. 190., Para. 1. | 87 | 139 | 166 | 200 | 161 | 143 | 146 | 160 | 178 |
| Unauthorized production and circulating of drugs, Art. 190., Para. 2. | 574 | 600 | 387 | 402 | 418 | 444 | 429 | 358 | 467 |
| Allowing consumption of drugs, Art. 191. Para. 1 | 68 | 81 | 51 | 61 | 43 | 34 | 33 | 30 | 34 |

CRIMINAL OFFENCES AGAINST PEOPLE'S HEALTH

Lastly, in view of the COVID-19 pandemic, it is necessary to investigate crimes against human health, including the crime of spreading and transmitting contagious diseases (Article 180 of the CC), which has been analyzed in detail.

In 2021, there were 59 cases (91.5%) that can be directly linked to the COVID-19 pandemic, compared to five in 2020

The crime of unauthorized production and circulating of drugs (Article 190) has decreased by 16.6% compared to 2019 data.

CONSEQUENCES



CONSEQUENCES

AN INCREASE IN:

- ☐ depression

- ☐ anxiety

- ☐ feelings of hopelessness.

CONCLUSION REMARKS

- Fundamental human rights were severely restricted during the COVID 19 pandemic in most countries in the world, including the Republic of Croatia.
- During the implementation of measures in the fight against COVID-19, and devastating the effect on mental health, resulting from the fact that due to measures social distance and restrictions on freedom of movement have led to an increase in depression, anxiety, and feelings of hopelessness.



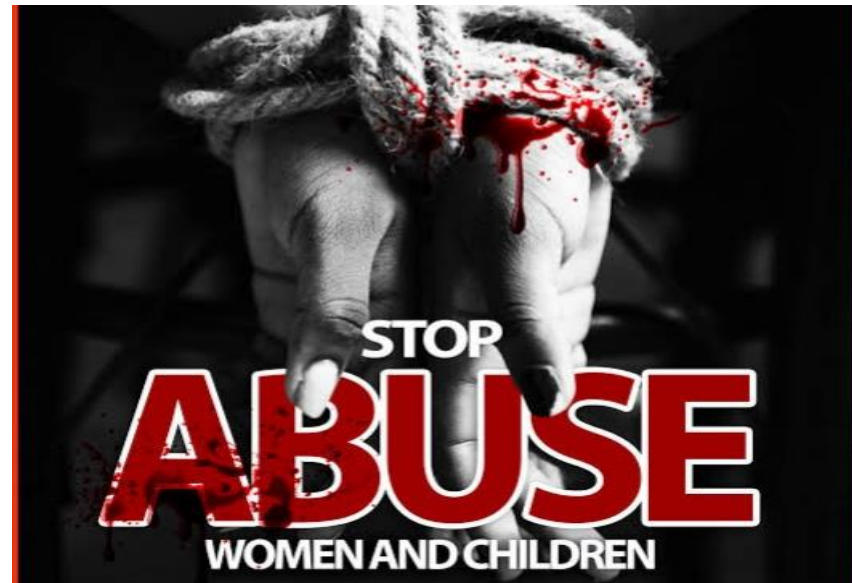
CONCLUSION REMARKS

- Measures applied to combat COVID-19 has affected the reduction of traffic accidents, that is, they can be seen as the result of a reduced number of cultural events, transport, performances, concerts, increase the intensity of e-shopping and work from home.
- Measures of self-isolation and social distance have greatly influenced the reduction of the number of aggravated theft.



CONCLUSION REMARKS

Conducted research of phenomenology of crime, warns of the importance of psychological and social factors and possible correlation with phenomenology, i.e. forms of criminal offences behaviours observed during the COVID-19 pandemic, especially relating to criminal offences such as a domestic violence.



CONCLUSION REMARKS

Consequently, it is important to adopt better strategies and plans in order to further combat the disease COVID-19 and mitigating the consequences of its act.

gdiwana39@gmail.com

