



Search for new phenomena with multiple charged leptons in proton-proton collisions at $\sqrt{s} = 13$ TeV

The CMS Collaboration*

Abstract

Results are reported from a search for physics beyond the standard model in final states with at least three charged leptons, in any combination of electrons or muons. The data sample corresponds to an integrated luminosity of 2.3 fb^{-1} of proton-proton collisions at $\sqrt{s} = 13$ TeV, recorded by the CMS experiment at the LHC in 2015. Two jets are required in each event, providing good sensitivity to strong production of gluinos and squarks. The search regions, sensitive to a range of different new physics scenarios, are defined using the number of jets tagged as originating from bottom quarks, the sum of the magnitudes of the transverse momenta of the jets, the imbalance in the overall transverse momentum in the event, and the invariant mass of opposite-sign, same-flavor lepton pairs. The event yields observed in data are consistent with the expected background contributions from standard model processes. These results are used to derive limits in terms of R -parity conserving simplified models of supersymmetry that describe strong production of gluinos and squarks. Model-independent limits are presented to facilitate the reinterpretation of the results in a broad range of scenarios for physics beyond the standard model.

Published in the European Physical Journal C as doi:10.1140/epjc/s10052-017-5182-1.

1 Introduction

Many types of beyond-the-standard-model (BSM) theories can produce multilepton events (three or more leptons) with a wide array of unique signatures [1–5], including a number of supersymmetric (SUSY) models [6–15]. In these models, multilepton final states can arise from the decay of multiple vector bosons, e.g., in $t\bar{t}$ production with $t \rightarrow cH$ followed by $H \rightarrow WW^*$ or $H \rightarrow ZZ^*$, or in strong production of pairs of squarks or gluinos, which often initiate complex decay chains that can result in multiple W and/or Z bosons. The standard model (SM) processes that produce this final state are also characterized by multiple bosons and are well-understood both theoretically [16–30] and experimentally [31–35].

This paper describes a search for new physics in final states with three or more leptons, electrons or muons, produced at the CERN LHC, in proton-proton (pp) collisions at a center-of-mass energy of 13 TeV, with the CMS detector. The data correspond to an integrated luminosity of 2.3 fb^{-1} collected in 2015. The expected irreducible backgrounds come from diboson production (WZ and ZZ) or other SM processes, including $t\bar{t}W$, $t\bar{t}Z$, and $t\bar{t}H$. These backgrounds are modeled using Monte Carlo (MC) simulations that have appropriate corrections applied to match the behavior of reconstructed objects in data. Reducible backgrounds are processes that produce one or more misidentified or nonprompt leptons, i.e. those that arise from jets or meson decays, that pass all reconstruction, identification, and isolation criteria. Estimates of the probabilities of observing misidentified or nonprompt leptons based on control samples in data are used.

As an example of the type of BSM models for which this search has sensitivity, we interpret the results of this analysis in the context of SUSY models that feature strong production of pairs of squarks (\tilde{q}) or gluinos (\tilde{g}). In addition to multiple leptons, these models predict that events can contain multiple jets, b -tagged jets, and missing transverse momentum. Searches probing similar models have been carried out by the ATLAS and CMS Collaborations using pp collisions at 8 TeV [36–44], and at 13 TeV [45–52]. Previous searches exclude models with gluino mass less than approximately 1500 GeV, for a neutralino mass of 50 GeV, and models with bottom squark mass less than 830 GeV.

The result of the search, which is consistent with SM expectation, can also be used to constrain other BSM models not explicitly considered in this paper. To this end, we also provide upper limits on possible BSM contributions in the kinematic tail of the search variables in terms of the product of cross section, detector acceptance, and selection efficiency.

2 The CMS detector

The CMS detector features a superconducting solenoid of 6 m internal diameter that creates a magnetic field of 3.8 T. Inside the magnet volume are a silicon pixel and strip tracker, an electromagnetic calorimeter (ECAL) made of lead tungstate crystals, and a hadron calorimeter (HCAL) made of brass and scintillator, each composed of a barrel and two endcap sections. Forward calorimeters provide additional pseudorapidity (η) coverage for the HCAL. Muons are detected in gas-ionization chambers embedded in the steel flux-return yoke outside the solenoid. The first level of the CMS trigger system, composed of specialized hardware processors, uses information from the calorimeters and muon detectors to select the most interesting events in a fixed time interval of less than $4 \mu\text{s}$. The high-level trigger (HLT) processor farm further decreases the event rate from approximately 100 kHz to less than 1 kHz, before data storage. A more detailed description of the CMS detector, together with a definition of the coordinate system used and the relevant kinematic variables, can be found in Ref. [53].

3 Event selection and Monte Carlo simulation

Events used in this analysis are selected by the triggers that collect dilepton and multilepton events for later study, using variables constructed by the HLT. One set of triggers requires two leptons satisfying loose isolation criteria and transverse momentum $p_T > 17$ GeV for the leading lepton and $p_T > 12$ (8) GeV for the subleading lepton in the case of electrons (muons). The second set of triggers places no requirements on the isolation, has a lower p_T threshold for the two leptons, $p_T > 8$ GeV, and also requires that the scalar sum of jets with $p_T > 40$ GeV reconstructed in the HLT be greater than 300 GeV.

Electron candidates are reconstructed using tracking and electromagnetic calorimeter information by combining Gaussian sum filter tracks and ECAL energy deposits [54]. The electron identification is performed using a multivariate discriminant built with shower shape, track cluster matching, and track quality variables. The working point for the selection is chosen to maintain approximately 90% efficiency for accepting electrons produced in the decays of W and Z bosons and also to efficiently reject candidates originating from jets. To reject electrons originating from photon conversions, electrons are required to have hits in all possible inner layers of the tracker and to be incompatible with any secondary vertices containing only another electron. The selected electron candidates must have $|\eta| < 2.5$.

Muon candidates are reconstructed in a global fit to the combined information from both the silicon tracker and the muon spectrometer [55]. An identification is performed using the quality of the geometrical matching between measurements in the tracker and the muon system. To ensure the candidates are within the fiducial volume of the detector, we require that the candidate pseudorapidities satisfy $|\eta| < 2.4$.

The reconstructed vertex with the largest value of summed physics-object p_T^2 is taken to be the primary pp interaction vertex. The physics objects are the objects returned by a jet finding algorithm [56, 57] applied to all charged tracks associated with the vertex, plus the corresponding associated missing transverse momentum. Both electron and muon candidates are required to have a transverse (longitudinal) impact parameter of less than 0.5 (1.0) mm from the primary vertex. In addition, a requirement on the three-dimensional impact parameter significance is applied. This variable is the value of the impact parameter divided by its uncertainty and is required to be less than 4 for both electrons and muons. The rejection of nonprompt leptons is more efficient using the impact parameter significance than the value of impact parameter for similar prompt-lepton acceptance.

Lepton isolation is constructed using three different variables. The mini isolation, I_{mini} , is the ratio of the amount of measured energy in a cone to the transverse momentum of the lepton. The radius is p_T -dependent: $R_{\text{iso}} = 10 \text{ GeV} / \min(\max(p_T(\ell), 50 \text{ GeV}), 200 \text{ GeV})$, resulting in radii between 0.05 and 0.2. Requiring I_{mini} to be below a given threshold ensures that the lepton is locally isolated, even in Lorentz-boosted topologies.

The second variable is the ratio of the lepton p_T and the p_T of the jet matched to the lepton: $p_T^{\text{ratio}} = p_T(\ell) / p_T(\text{jet})$. This jet must be separated by no more than 0.4 in ΔR from the lepton it is matched to, where $\Delta R = \sqrt{\Delta\phi^2 + \Delta\eta^2}$. In most cases, this is the jet containing the lepton. If no jet is found within $\Delta R < 0.4$, then $p_T^{\text{ratio}} = 1$. The use of p_T^{ratio} is a simple way to identify nonprompt low- p_T leptons originating from low- p_T b-quarks that decay with larger opening angles than the one used in the mini isolation.

The last variable is p_T^{rel} , which is calculated by subtracting the lepton momentum from the momentum vector of the geometrically matched jet described above and then finding the component of the lepton momentum that is transverse to this new vector. If there is no matched jet,

$p_T^{\text{rel}} = 0$. This variable allows us to recover leptons from accidental overlap with jets in events where some of the final state particles are close together in Lorentz-boosted topologies.

Using the three variables above, a lepton is considered isolated if $I_{\text{mini}} < I_1$ and that either $p_T^{\text{ratio}} > I_2$ or $p_T^{\text{rel}} > I_3$. The I_i values depend on the flavor of the lepton. The probability to misidentify a jet is higher for electrons, so tighter isolation values are used. The logic behind this isolation is that a lepton should be locally isolated (I_{mini}) and should carry the major part of the energy of the corresponding jet (p_T^{ratio}) unless its overlap with the jet is accidental (p_T^{rel}). For electrons (muons), the tight selection requirements are $I_1 = 0.12$ (0.16), $I_2 = 0.76$ (0.69), and $I_3 = 7.2$ (6.0) GeV. The loose lepton isolation is relaxed to $I_{\text{mini}} < 0.4$, and the other requirements are dropped. The loose leptons are used for background estimates. These selection requirements were optimized using MC simulations.

The offline selection requires at least three well-identified leptons in the event and any pair of opposite sign and same flavor (OSSF) leptons having an invariant mass greater than 12 GeV to reject low mass Drell–Yan and quarkonium processes. The leptons must pass offline p_T thresholds of 20, 15, and 10 GeV for the first, second, and third lepton, respectively, when p_T -ordered. For this offline selection, the trigger efficiency is above 99%.

Jets are reconstructed from particle-flow candidates [58] clustered using the anti- k_T algorithm [56] with a distance parameter of 0.4 as implemented in the FASTJET package [57]. Only jets with $p_T > 30$ GeV and within the tracker acceptance $|\eta| < 2.4$ are considered. Additional criteria are applied to reject events containing noise and mismeasured jets [59–61]. To avoid double counting, the closest matching jets to leptons are not considered if they are separated from the lepton by less than 0.4 in ΔR . From those selected jets, the quantity H_T is defined by $H_T = \sum_{\text{jets}} |\vec{p}_T|$, for all jets that satisfy the above-mentioned criteria. Jet energies are corrected for a shift in the energy scale, contributions from additional, simultaneous pp collisions (pileup), and residual nonuniformity and nonlinearity differences between data and simulation [60].

The combined secondary vertex algorithm [62, 63] is used to assess the likelihood that a jet originates from a bottom quark (“b jet”). Jets in this analysis are considered to be b tagged if they pass the algorithm’s medium working point, which has a tagging efficiency of approximately 70% and a mistag rate of approximately 1% for light quarks and gluons.

The missing transverse momentum \vec{p}_T^{miss} is defined as the negative vector sum of transverse momenta of all particle-flow candidates reconstructed in the event. Its magnitude is referred to as p_T^{miss} . Jet energy corrections are propagated to the p_T^{miss} following the procedure described in Ref. [64].

To estimate the contribution of SM processes to the signal regions (described in Section 4) and to calculate the efficiency for new physics models, MC simulations are used. All the SM samples are generated using the MADGRAPH5_aMC@NLO 2.2.2 [65–67] program at leading order (LO) or next-to-leading order (NLO) in perturbative QCD, with the exception of the diboson production samples (WZ and ZZ) that are generated using POWHEG v2 [68–72] at NLO precision. The NNPDF3.0 [73] LO (NLO) parton distribution function (PDF) set is used in MC simulations generated at LO (NLO). Parton showering and hadronization are simulated using PYTHIA 8.205 [74] with the underlying event tune CUETP8M1 [75]. The CMS detector response is determined using a GEANT4-based model [76].

Events corresponding to the production of SUSY processes are generated with MADGRAPH5_aMC@NLO at LO precision, allowing up to two additional partons in the matrix element calculations. The SUSY particle decays, parton showering, and hadronization are simulated with PYTHIA. The detector response for signal events is simulated using a CMS fast-simulation package [77] that

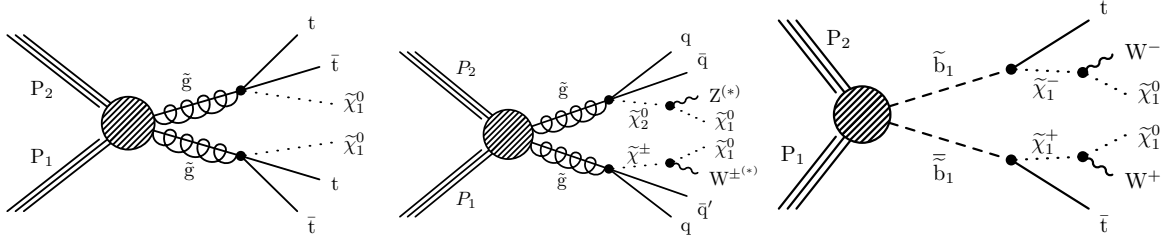


Figure 1: Diagrams for gluino and bottom squark pair production leading to multilepton events for simplified models of supersymmetry: (left) T1tttt, (middle) T5qqqqWZ, and (right) T6ttWW.

is validated against the GEANT4-based model. Cross sections for SUSY signal processes, calculated at NLO with next-to-leading-log (NLL) gluon resummation, are taken from the LHC SUSY Cross Section Working Group [78–83]. All simulated events are processed with the same reconstruction procedure as data. They include the effects of additional interactions, which can occur in the same or adjacent beam crossings (pileup). The distribution of additional interactions is matched to that observed in data. The pileup interactions are simulated by overlaying the primary interaction with additional minimum bias events, which are generated with the same PYTHIA configuration as described above.

4 Search strategy

The goal of this analysis is to search for possible excesses over the expected yields from SM processes in different categories of events with three or more leptons. With the 2.3 fb^{-1} data sample at $\sqrt{s} = 13 \text{ TeV}$, the search is focused on strongly produced SUSY particles, which benefit most from the increase of the production cross section with respect to 8 TeV. A few examples of diagrams of simplified models of SUSY processes [84, 85] that can give rise to multilepton final states are shown in Fig. 1. In these models, SUSY particles that are not directly included in the diagrams are assumed to be too heavy to be accessible at the LHC. Therefore, the free parameters in these models are usually the mass of the produced particles: gluinos and squarks, as well as the mass of the lightest supersymmetric particle (LSP).

Typical SUSY processes relevant for this work include T1tttt, which corresponds to gluino pair production where each gluino decays to a $t\bar{t}$ pair and the LSP (Fig. 1-left). Another model, referred to as T5qqqqWZ, involves gluino pair production, where each gluino decays to a pair of light quarks (u, d, s, and c) and a neutralino ($\tilde{\chi}_1^0$) or chargino ($\tilde{\chi}_1^\pm$), followed by decay of the neutralino or the chargino to a W or Z boson, respectively, and the LSP (Fig. 1-middle). The probability for the decay to proceed via $\tilde{\chi}_1^+$, $\tilde{\chi}_1^-$, or $\tilde{\chi}_2^0$ is 1/3 for each case, leading to the probabilities of having WW, ZZ or WZ bosons in the final state to be about 44.5%, 11.1%, and 44.5%, respectively. Only the final state with WZ bosons contributes significantly to the acceptance of this search. Final states with WW bosons do not contribute, and the contribution from ZZ final states decaying to four leptons is negligibly small. In this scenario the neutralino and chargino are assumed to be mass-degenerate. A model called T6ttWW, features bottom squark pair production with their subsequent cascade decays via top quarks and W bosons (Fig. 1-right). The LSP is a neutralino in all of these models.

For the definition of the signal regions (SRs) we use several event variables: the number of b-tagged jets (N_b), H_T , p_T^{miss} , and a classification depending on whether the event contains any OSSF dilepton pairs with an invariant mass between 76 and 106 GeV, i.e. consistent with the Z boson (called “on-Z” if so and “off-Z” otherwise in the following). Events that do not contain

Table 1: Definition of multilepton signal regions. These regions are the same for the on-Z and off-Z regions.

N_j	N_b	p_T^{miss} (GeV)	$60 \leq H_T < 400 \text{ GeV}$	$400 \leq H_T < 600 \text{ GeV}$	$H_T \geq 600 \text{ GeV}$	
≥ 2	0	50–150	SR 1	SR 3	SR 14	
		150–300	SR 2	SR 4		
	1	50–150	SR 5	SR 7		
		150–300	SR 6	SR 8		
	2	50–150	SR 9	SR 11		
		150–300	SR 10	SR 12		
	≥ 3	50–300	SR 13			
	≥ 0	≥ 300	SR 15			

any OSSF pairs are included in the off-Z sample.

The separation in b-tagged jet multiplicities maximizes signal-to-background ratios for different signal models. For example, the T1tttt model features several b jets, which would be categorized into SRs which are almost free of WZ background owing to the b-tagged jet requirement. Including the zero b-tagged SRs keeps the analysis sensitive to signatures such as the T5qqqqWZ model. Additionally, a categorization in H_T and p_T^{miss} is useful to distinguish between compressed and noncompressed SUSY spectra, i.e. models with small or large mass differences between the SUSY particles in the decay chain.

A baseline selection is applied to the data set to select events of interest: three or more electrons or muons satisfying the requirements $p_T \geq 20, 15, \text{ and } 10 \text{ GeV}$; $m_{\ell\ell} \geq 12 \text{ GeV}$; at least two jets; $H_T \geq 60 \text{ GeV}$; and $p_T^{\text{miss}} \geq 50 \text{ GeV}$. Events containing additional leptons with $p_T > 10 \text{ GeV}$ are included in the event selection. Table 1 shows the definition of the subdivision of the baseline selection into two sets of SRs for events that contain on-Z and off-Z dilepton pairs. There are 15 SRs for each of the two groups, hence in total 30 SRs. A set of four SRs with low or medium H_T and low or medium p_T^{miss} are defined for each of the b-tagged jet multiplicities 0, 1, and 2. Motivated by the low expected yield of events with $N_b \geq 3$, SR 13 is defined for high b-tagged jet multiplicities and also has $p_T^{\text{miss}} < 300 \text{ GeV}$ and $H_T < 600 \text{ GeV}$. Two additional SRs with large H_T (SR 14) and large p_T^{miss} (SR 15), respectively, have been defined as nearly background-free SRs, since noncompressed SUSY models can yield events with very large values of p_T^{miss} or H_T . Both of these SRs are inclusive in the number of b-tagged jets, and every selected event with $p_T^{\text{miss}} \geq 300 \text{ GeV}$ is categorized in SR 15, while SR 14 is populated with events with $p_T^{\text{miss}} < 300 \text{ GeV}$ and $H_T \geq 600 \text{ GeV}$.

5 Background estimation

Backgrounds in the multilepton final states can be divided in three categories:

1. Nonprompt or misidentified leptons are those arising from heavy-flavor decays, misidentified hadrons, electrons from unidentified photon conversions, or muons from light-meson decays in flight. For this analysis, $t\bar{t}$ events can enter the SRs if nonprompt leptons are present in addition to the prompt leptons from the W boson decays. These nonprompt leptons typically originate from semileptonic decays of hadrons containing a b quark, which, in this case, is not reconstructed as a jet. Therefore, $t\bar{t}$ events typically have low H_T and p_T^{miss} and predominately populate SR 1 and SR 5, with 0 and 1 b-tagged jets, respectively.

In addition to $t\bar{t}$, Drell–Yan events can enter the baseline selection, although they are largely suppressed by the $p_T^{\text{miss}} > 50$ GeV requirement. Processes that yield only one prompt lepton, e.g. W +jets and single top quark production, are effectively suppressed by the three-lepton requirement because of the low probability that the two nonprompt leptons pass the tight identification and isolation requirements.

2. Diboson production could yield multilepton final states with up to three prompt leptons in WZ production and up to four prompt leptons in ZZ production. Especially in signal regions without b -tagged jets, WZ production has a sizable contribution. The normalization of this background is obtained from a dedicated control region enriched in WZ events.
3. Other SM processes that can yield three or more leptons are $t\bar{t}W$, $t\bar{t}Z$, and triboson production VVV where V stands for a W or Z boson. We also include the contribution from the SM Higgs boson produced in association with a vector boson or a pair of top quarks in this category of backgrounds. Processes that produce additional leptons from internal conversions, which are events that contain a virtual photon that decays to leptons, are also included here as $X+\gamma$, where X is predominantly $t\bar{t}$ or Z . Those backgrounds are obtained from simulation and appropriate systematic uncertainties are assigned.

The background contribution from nonprompt and misidentified leptons is estimated using the “tight-to-loose ratio” method [52]. The tight-to-loose ratio f is the probability for a nonprompt lepton that satisfies the loose requirements to also satisfy the full set of requirements. The nonprompt background contribution is obtained from the number of events in an application region containing events with at least one of the leptons failing the full set of tight identification and isolation requirements, but passing the loose requirements, weighted by $f/(1-f)$. This ratio is measured in a control sample of QCD multijet events that is enriched in nonprompt leptons (measurement region), by requiring exactly one lepton passing the loose object selection and one recoiling jet with $\Delta R(\text{jet}, \ell) > 1.0$. To suppress events with leptons from W and Z boson decays, $p_T^{\text{miss}} < 20$ GeV and $M_T < 20$ GeV are also required, where $M_T = \sqrt{2p_T^{\text{miss}} p_T(\ell)(1 - \cos \Delta\phi)}$ and $\Delta\phi$ is the difference in azimuthal angle between the lepton and \vec{p}_T^{miss} . The remaining contribution from these electroweak processes within the measurement region is subtracted using estimates from MC simulations.

The dependence of the tight-to-loose ratio on the flavor of the jet from which the nonprompt lepton originates is reduced by parameterizing the ratio as a function of a variable that is more strongly correlated with the parent parton p_T than with lepton p_T . This variable is calculated by correcting the lepton p_T as a function of the energy in the isolation cone around it. This definition leaves the p_T of the leptons passing the isolation requirement unchanged and modifies the p_T of those failing the requirement, so that it is a better proxy for the parent parton p_T and results in a flatter tight-to-loose ratio as a function of the parent parton p_T . The cone correction significantly improves the results of the method when applying it in simulation. The flavor dependence, which is much more important for the case of electrons, is also reduced by adjusting the loose object selection to obtain similar ratios for nonprompt electrons that originate from both light- and heavy-flavor jets. To avoid experimental biases, the tight-to-loose ratio is also measured as a function of η .

The tight-to-loose ratio method of estimating the nonprompt background is validated in a control region exclusive to our baseline selection with minimal signal contamination. This region is defined by having three tight leptons, one or two jets, $20 < p_T^{\text{miss}} < 50$ GeV, and an off- Z dilepton pair. We find agreement of the order of 20% between the predicted and observed

yields in this control region in data, which validates the predictions and uncertainties of this method.

The WZ process is one of the main backgrounds in the regions with zero b-tagged jets. The relative contribution of this process in various SRs is estimated from the MC simulation at NLO, but the normalization is taken from a control region that is highly enriched for this process: three leptons pass nominal identification and isolation requirements, two leptons form an OSSF pair with $|m_{\ell\ell} - m_Z| < 15$ GeV, the number of jets is zero or one, the number of b-tagged jets is zero, $30 < p_T^{\text{miss}} < 100$ GeV, and the M_T of the third lepton (not in the pair forming the Z) is required to be at least 50 GeV to suppress contamination from Drell–Yan processes. The expected WZ purity in the selected sample is 84%. Using this control region, we find that the WZ background predictions from simulation are consistent with data. The ratio between the prediction and data obtained with 2.3 fb^{-1} of data is 1.13 ± 0.17 . The uncertainty on the normalization of the WZ background includes the statistical uncertainty related to the event yield in the CR and a systematic component related to a small contamination of the CR due to other processes.

6 Systematic uncertainties

Systematic uncertainties are characterized as either experimental, theoretical, or arising from the limited size of simulated event samples. These sources of uncertainties and their magnitudes are described below, and are summarized in Table 2. The table also provides the effect of varying the uncertainties by ± 1 standard deviation (s.d.) on the signal and background yields. The jet energy scale uncertainty and the uncertainty in the b tagging efficiency are the only ones that can cause simulated events to migrate between signal regions.

The major experimental source of uncertainty is the knowledge of the jet energy scale (JES), which accounts for differences between kinematical variables from data and simulation and affects signal and background events that are taken from simulation samples [60, 61]. For the data set used in this analysis, the uncertainties on the JES vary from 2 to 8%, depending on the p_T and η of the jet. The impact of these uncertainties is assessed by shifting the jet energy correction factors for each jet up and down by ± 1 s.d. and recalculating all of the kinematic quantities. The JES uncertainties are propagated to the missing transverse momentum and all variables derived from jets (numbers of jets and b-tagged jets, and H_T) used in this analysis; this propagation results in 1–20% variation in the MC background estimation in the regions with higher data yields.

A similar approach is used for the uncertainties associated with the corrections for the b tagging efficiencies for light-, charm-, and bottom-flavour jets, which are parametrized as a function of p_T and η [62, 63]. The variation of the scale factor correcting for the differences between data and simulation is at maximum 5–10%, and leads to an effect of 1–20% on the yields, depending on the SR and on the topology of the events under study. If one considers only highly populated SRs to get an overview of the main effects on the background yields, the bulk of the $t\bar{t}W$ yield varies by $\sim 10\%$ and the WZ yield by $\sim 13\%$.

Lepton identification scale factors have been measured by comparing efficiencies in data and simulation using the “tag-and-probe” method [54, 55] and are applied as a function of lepton p_T and η . The corresponding uncertainties on the scale factors have been evaluated and are approximately 2% for both electrons and muons. Trigger efficiency scale factors have been found to be very close to unity. An uncertainty of 3% in the scale factors has, however, been assigned to cover the difference between trigger efficiencies measured in simulation over a

large number of samples.

All these uncertainties related to corrections of the simulation (JES corrections, b tagging efficiency scale factors, lepton identification and trigger scale factors) have been estimated also for the fast simulation used for the signal samples. We propagate them to the expected signal yields following the same procedure.

The uncertainties in the renormalization (μ_R) and factorization scales (μ_F) and the PDF are considered for some of the rare processes, namely $t\bar{t}W$, $t\bar{t}Z$, and $t\bar{t}H$. Both the changes in the acceptance and cross sections due to those effects are taken into account.

For the study of the renormalization and factorization scale uncertainties, variations up and down by a factor of two with respect to the nominal values of μ_R and μ_F are considered. The maximum difference in the yields with respect to the nominal case is observed when both scales are varied simultaneously up and down. The effect on the overall cross section is found to be about 13% for $t\bar{t}W$ and about 11% for $t\bar{t}Z$. An additional uncertainty in the acceptance corresponding to different signal regions is included. This is found to be between 3 and 18% depending on the SR and process.

The uncertainty related to the PDFs is estimated from the 100 NNPDF 3.0 replicas by computing the deviation with respect to the nominal yields for each of them, and for each signal region (the cross section and acceptance effects are considered together) [86]. The root mean square of the variations is taken as the value of the systematic uncertainty. Since no significant variations among the different signal regions are seen, a flat uncertainty of 3(2)% is applied to the $t\bar{t}W$ ($t\bar{t}Z$) background. This value also includes the deviation resulting from varying the strong coupling strength $\alpha_S(M_Z)$, which is added in quadrature, and whose magnitude is similar to or smaller than that of the PDF set uncertainty. For the $t\bar{t}H$ process, the same uncertainties as estimated for $t\bar{t}Z$ are applied. A theoretical uncertainty of 50% is assigned to the remaining rare processes.

In signal samples, the uncertainty due to initial-state radiation is computed as a function of the p_T of the gluino pair using the methods described in Ref. [87]. For values below 400 GeV, no uncertainty is applied. For values between 400 and 600 GeV, a 15% uncertainty is assigned, and above 600 GeV this uncertainty is increased to 30%.

The limited size of the generated MC samples represents an additional source of uncertainty. The uncertainty in signal processes and backgrounds such as $t\bar{t}W$, $t\bar{t}Z$, and $t\bar{t}H$, is calculated from the number of MC events entering each of the signal regions.

For the nonprompt and misidentified lepton background, we assign several systematic uncertainties. The statistical uncertainty resulting from the limited number of events in the application region used to estimate this background contribution varies from 1 to 100%. The regions where these uncertainties are large are generally regions where the overall contribution of this background is small. When no events are observed in the application region, the upper limit of the background expectation is set to 0.35, which is found by applying the most probable tight-to-loose ratio as if the application region contained an event count equal to the variance of a Poisson distribution with a mean of zero.

The systematic uncertainties related to the extrapolation from the control regions to the SRs for the nonprompt lepton background are estimated to be 30%. This magnitude has been extracted from the level of closure achieved in a test that was performed with MC samples yielding nonprompt leptons to validate background predictions based on control samples in data, as described in Section 5.

Table 2: Summary of the sources of uncertainties and their magnitudes. The third column provides the changes in yields of signal and background induced by one s.d. changes in the magnitude of uncertainties.

Source	Magnitude (%)	Effect on yield (%)
Integrated luminosity [88]	2.7	2.7 *
Limited MC sample sizes	1–100	1–100 *
Jet energy scale	2–8	1–20 *
b tagging efficiency	5–10	1–20 *
Pileup	5	3 *
Renormalization and factorization scales	–50 / +100	11–13 (cross-section) / 3–18 (acceptance) ($t\bar{t}W, t\bar{t}Z, t\bar{t}H$)
PDF	—	2–3 ($t\bar{t}W, t\bar{t}Z, t\bar{t}H$)
Other backgrounds	50	50 (rare processes, tribosons, etc.)
Lepton efficiencies	2	6 *
Trigger efficiencies	3	3 *
FastSim lepton efficiencies	3–10	3–10 FastSim signals
FastSim trigger efficiencies	5	5 FastSim signals
Tight-to-loose ratio control region statistical uncertainty	1–100	1–100 (nonprompt bkg. only)
Tight-to-loose ratio systematic uncertainty	30	30 (nonprompt bkg. only)
EW subtraction in tight-to-loose ratio	100 (ewk. SF)	1–5 (nonprompt bkg. only)
WZ control region normalization	15	15 (WZ only)
WZ extrapolation	10–30	2–30 (WZ only)

* Applied to both signal and background simulation samples.

The uncertainty associated with the electroweak (EW) background subtraction in the tight-to-loose ratio computation is propagated through the full analysis process by replacing the nominal tight-to-loose ratio with another value obtained when the scale factor applied to the electroweak processes in the measurement region is varied by 100% of its difference from unity. The overall effect on the nonprompt background yield lies between 1 and 5% depending on the SR considered.

The estimate of the WZ background is assigned a 15% normalization uncertainty using the measurement in a dedicated control region. This uncertainty is compatible with the one quoted for the experimental measurement of this process in Ref. [33]. Additional uncertainties for the extrapolation from the control region to the signal regions of 10 – 30% are taken into account depending on the SR. These uncertainties are dominated by the JES and b tagging uncertainties described earlier.

Finally the uncertainty on the integrated luminosity is 2.7% [88].

7 Results and interpretations

Expected event yields are compared to the observation in Tables 3 and 4. Comparisons of distributions of H_T , p_T^{miss} , N_j , N_b , leading lepton p_T , subleading lepton p_T , and trailing lepton p_T measured in data with those predicted by the background estimation methods are shown in Fig. 2 (Fig. 3), using all the events satisfying the off-Z (on-Z) SR selection criteria. The nonprompt lepton background comes from the technique described in Section 5. The hatched band represents the total background uncertainty in each bin. A graphical summary of predicted backgrounds and observed event yields in individual SRs is also shown. In these figures, the “rare” component is the sum over several SM processes, such as triboson production, associated Higgs production, $t\bar{t}t$, and other lower cross section processes.

The number of events observed in data is found to be consistent with predicted SM background yields. The results are used to calculate upper limits on the production cross section of gluinos

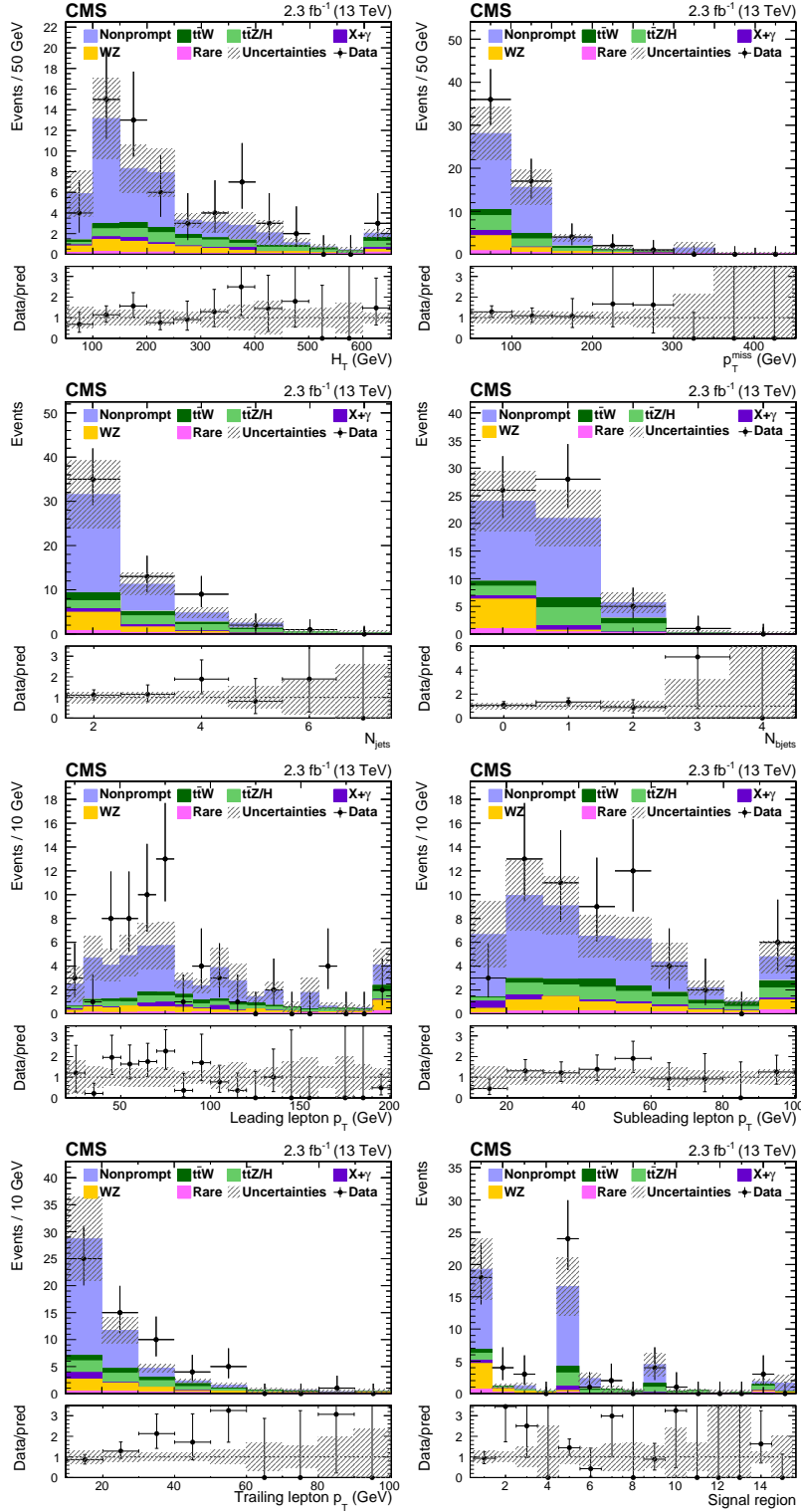


Figure 2: Off-Z samples: from left to right, top to bottom, distributions of H_T , p_T^{miss} , N_j , N_b , p_T of leptons for the predicted backgrounds and for the data in the off-Z baseline selection region, in these plots the rightmost bin contains the overflow from counts outside the range of the plot. On the bottom-right corner the total predicted background and the number of events observed in the 15 off-Z SRs is shown.

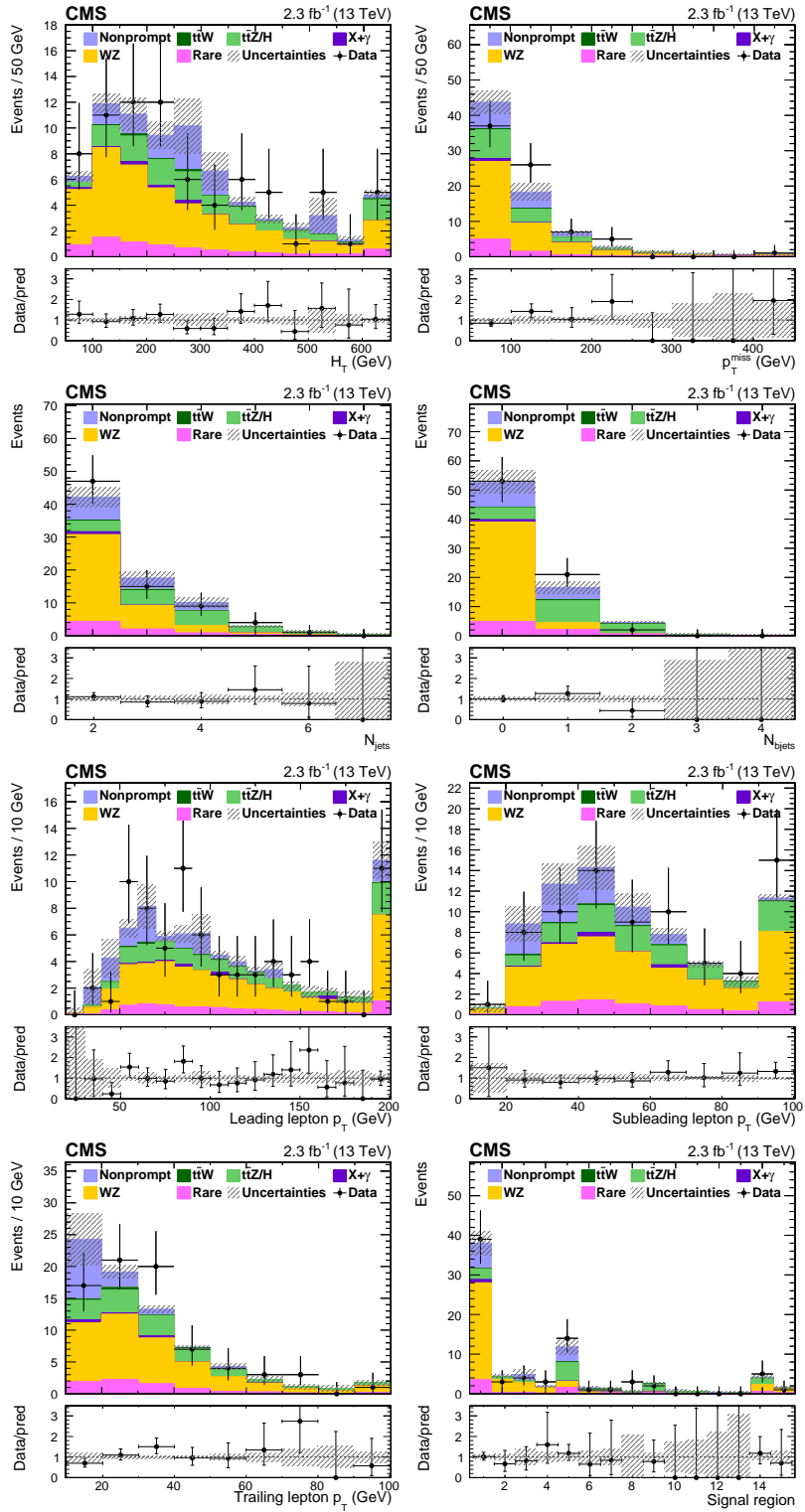


Figure 3: On-Z samples: from left to right, top to bottom, distributions of H_T , p_T^{miss} , N_j , N_b , p_T of leptons for the predicted backgrounds and for the data in the on-Z baseline selection region, in these plots the rightmost bin contains the overflow from counts outside the range of the plot. On the bottom-right corner the total predicted background and the number of events observed in the 15 on-Z SRs is shown.

Table 3: Off-Z SRs: Comparison of observed event yields in data with predicted background yields.

N_b	H_T (GeV)	p_T^{miss} (GeV)	Predicted	Observed	SR (off-Z)
0 b-tags	60-400	50-150	$19.26^{+4.81}_{-4.80}$	18	SR 1
		150-300	$1.16^{+0.31}_{-0.20}$	4	SR 2
	400-600	50-150	$1.20^{+0.47}_{-0.40}$	3	SR 3
		150-300	$0.29^{+0.44}_{-0.09}$	0	SR 4
1 b-tags	60-400	50-150	16.57 ± 4.52	24	SR 5
		150-300	$2.32^{+0.80}_{-0.76}$	1	SR 6
	400-600	50-150	$0.67^{+0.45}_{-0.09}$	2	SR 7
		150-300	$0.48^{+0.29}_{-0.07}$	0	SR 8
2 b-tags	60-400	50-150	$4.49^{+1.81}_{-1.79}$	4	SR 9
		150-300	$0.31^{+0.44}_{-0.09}$	1	SR 10
	400-600	50-150	$0.40^{+0.27}_{-0.26}$	0	SR 11
		150-300	$0.08^{+0.43}_{-0.08}$	0	SR 12
≥ 3 b-tags	60-600	50-300	$0.13^{+0.43}_{-0.09}$	0	SR 13
≥ 0 b-tags	> 600	50-300	$1.84^{+0.44}_{-0.37}$	3	SR 14
≥ 0 b-tags	≥ 0	≥ 300	$1.62^{+1.22}_{-1.19}$	0	SR 15

or squarks for the various models discussed in Section 4, as a function of the gluino or squark, and the chargino or neutralino masses. For each mass hypothesis, the observation, background predictions, and expected signal yields from all on-Z and off-Z SRs are combined to extract an upper limit on the cross section, at 95% confidence level (CL) using the asymptotic formulation of the LHC-style CL_s method [89–92]. Log-normal nuisance parameters are used to describe the systematic uncertainties listed in Section 6.

These upper limits are used to calculate exclusion contours on the concerned sparticles mass plane, shown in Fig. 4 for the simplified models under consideration. In these figures, the thick black lines delineate the observed exclusion region, which is at the lower masses side. The uncertainty in the observed limit, represented by the thinner black lines, is the propagation of the NLO+NLL cross section uncertainties for the relevant signal process [78–81]. The red dashed lines represent the expected limits with the uncertainties reflecting those discussed in Section 6.

The yields and background predictions can be used to test additional BSM physics scenarios. To facilitate such reinterpretations, we provide limits on the number of multilepton events as a function of the p_T^{miss} threshold in the kinematic tails of this search. These limits are obtained based on the tails of our SRs, in particular we consider events with $H_T > 400$ GeV, both with and without an on-Z lepton pair, employing the LHC-style CL_s method carried out with pseudo-experiments [89–91]. They are shown in Fig. 5 in terms of the product of cross section (σ), detector acceptance (A), and selection efficiency (ϵ). As we increase the p_T^{miss} threshold, the observed and expected limits converge to 1.3 fb.

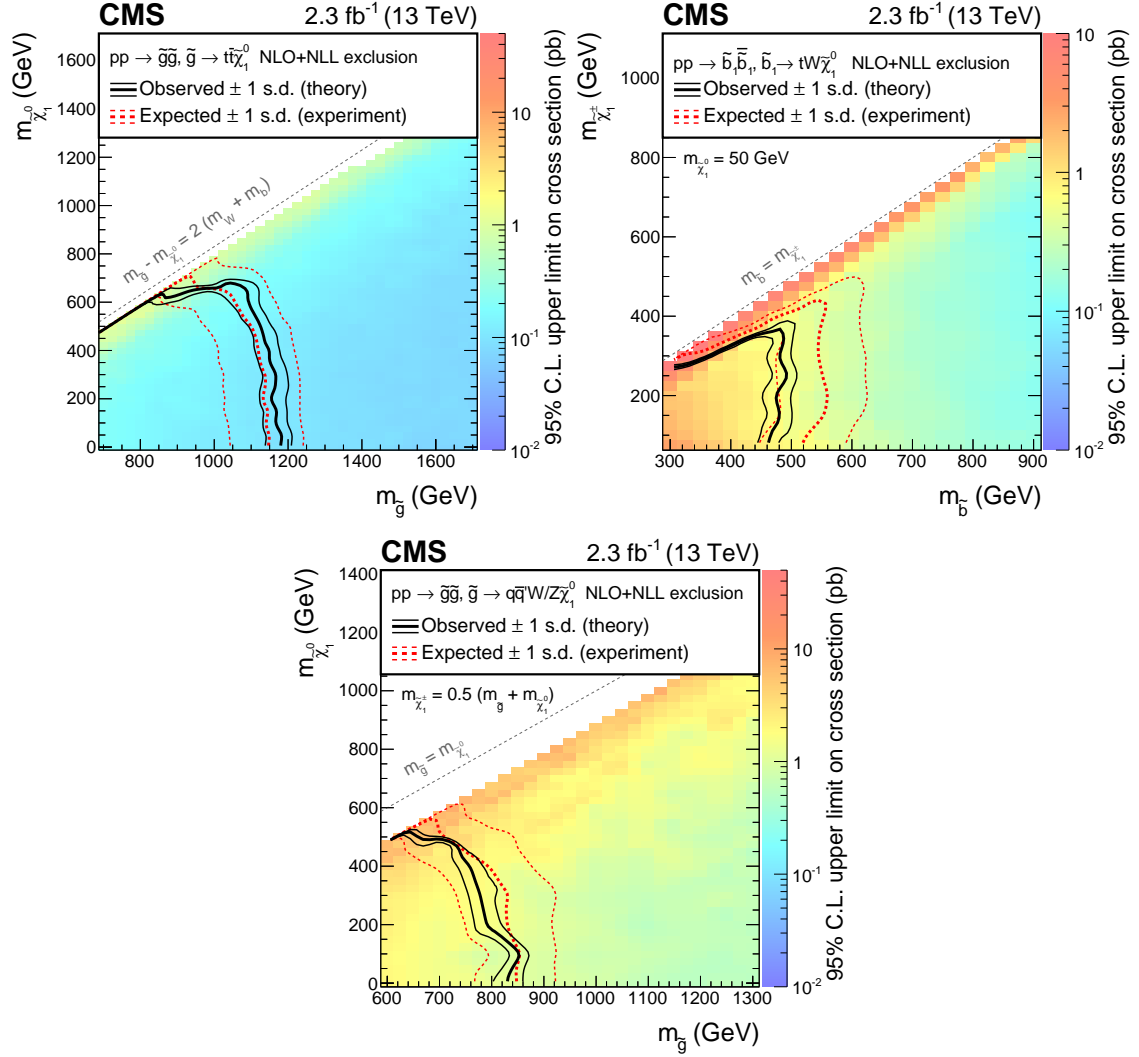


Figure 4: Exclusion contours as a function of $m_{\tilde{g}}$ or $m_{\tilde{b}}$, and $m_{\tilde{\chi}_1^0}$ or $m_{\tilde{\chi}_1^\pm}$, for the simplified SUSY models (top-left) T1tttt, (top-right) T6ttWW, and (bottom) T5qqqqWZ. The color scale indicates the 95% CL observed upper limits on the cross section. The observed (expected) exclusion curves are indicated by the solid (dashed) lines using NLO+NLL production cross sections, along with the corresponding ± 1 s.d. theoretical (experimental) uncertainties.

Table 4: On-Z SRs: Comparison of observed event yields in data with predicted background yields.

N_b	H_T (GeV)	p_T^{miss} (GeV)	Predicted	Observed	SR (on-Z)
0 b-tags	60–400	50–150	38.01 ± 5.92	39	SR 1
		150–300	$4.48^{+0.84}_{-0.75}$	3	SR 2
	400–600	50–150	$4.88^{+1.49}_{-1.47}$	4	SR 3
		150–300	$1.88^{+0.47}_{-0.39}$	3	SR 4
1 b-tags	60–400	50–150	$11.84^{+2.28}_{-2.26}$	14	SR 5
		150–300	$1.53^{+0.42}_{-0.34}$	1	SR 6
	400–600	50–150	$1.18^{+0.49}_{-0.23}$	1	SR 7
		150–300	$0.42^{+0.44}_{-0.10}$	3	SR 8
2 b-tags	60–400	50–150	$2.55^{+0.67}_{-0.51}$	2	SR 9
		150–300	$0.72^{+0.76}_{-0.28}$	0	SR 10
	400–600	50–150	$0.55^{+0.45}_{-0.13}$	0	SR 11
		150–300	$0.31^{+0.51}_{-0.17}$	0	SR 12
≥ 3 b-tags	60–600	50–300	$0.21^{+0.44}_{-0.13}$	0	SR 13
≥ 0 b-tags	> 600	50–300	$4.22^{+0.68}_{-0.63}$	5	SR 14
≥ 0 b-tags	≥ 0	≥ 300	$1.41^{+0.50}_{-0.25}$	1	SR 15

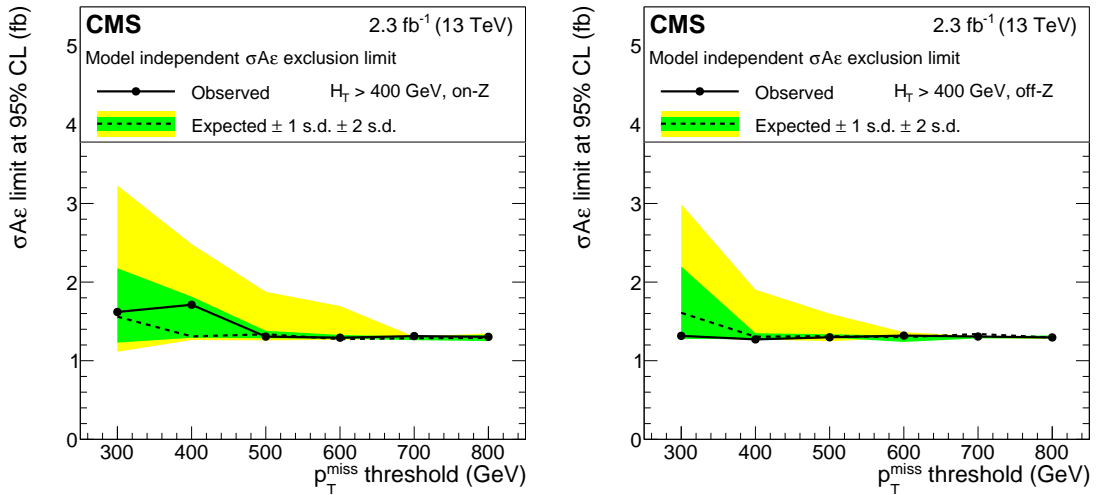


Figure 5: Limits on the product of cross section, detector acceptance, and selection efficiency, $\sigma A \epsilon$, for the production of multilepton events with (left) or without (right) an on-Z lepton pair as a function of the p_T^{miss} threshold.

8 Summary

We have presented the search for beyond-the-standard-model physics in final states with at least 3 leptons, electrons or muons, using proton-proton data collected with the CMS detector at $\sqrt{s} = 13$ TeV, corresponding to an integrated luminosity of 2.3 fb^{-1} . The analysis makes use of techniques based on control samples in data to estimate reducible backgrounds and to validate the simulation for use in estimating irreducible backgrounds. To maximize sensitivity to a broad range of possible signal models, we investigate 30 exclusive signal regions. The event yields observed in data are in agreement with the standard model background predictions.

This search is designed to be sensitive to multiple BSM models. As an example, we interpret the result in the context of a gluino-pair production model that features cascade decays producing four top quarks in the final state. In this simplified model, we exclude gluinos with a mass of up to 1175 GeV in the case of a massless lightest supersymmetric particle (LSP). For gluino masses up to approximately 1150 GeV, neutralino masses below 650 GeV are excluded. These are the first CMS results reported in this final state at $\sqrt{s} = 13$ TeV.

In a bottom squark pair production model with cascade decays that contain two top quarks and two additional W^\pm bosons, we also set limits on the masses of the bottom squark and the chargino. We exclude bottom squarks with a mass of up to 450 GeV in the case of a chargino with a mass of 200 GeV. For bottom squark masses up to approximately 450 GeV, neutralino masses below 300 GeV are excluded. In a similar search at $\sqrt{s} = 8$ TeV [42], the bottom squark mass limit was slightly larger and the chargino mass limit was approximately the same.

An additional interpretation is presented in a gluino pair production model with four light quarks and two vector bosons in the final state. For the case of one W and one Z boson in the final state, we exclude gluino masses up to 825 GeV when the LSP mass is 100 GeV, and LSP masses up to 500 GeV for 700 GeV gluinos.

Finally, limits on the number of multilepton events with $H_T > 400$ GeV as a function of p_T^{miss} threshold are also presented in terms of the product of cross section, detector acceptance, and selection efficiency. For a p_T^{miss} threshold greater than 500 GeV, the observed and expected limits are 1.3 fb.

Acknowledgments

We congratulate our colleagues in the CERN accelerator departments for the excellent performance of the LHC and thank the technical and administrative staffs at CERN and at other CMS institutes for their contributions to the success of the CMS effort. In addition, we gratefully acknowledge the computing centres and personnel of the Worldwide LHC Computing Grid for delivering so effectively the computing infrastructure essential to our analyses. Finally, we acknowledge the enduring support for the construction and operation of the LHC and the CMS detector provided by the following funding agencies: the Austrian Federal Ministry of Science, Research and Economy and the Austrian Science Fund; the Belgian Fonds de la Recherche Scientifique, and Fonds voor Wetenschappelijk Onderzoek; the Brazilian Funding Agencies (CNPq, CAPES, FAPERJ, and FAPESP); the Bulgarian Ministry of Education and Science; CERN; the Chinese Academy of Sciences, Ministry of Science and Technology, and National Natural Science Foundation of China; the Colombian Funding Agency (COLCIENCIAS); the Croatian Ministry of Science, Education and Sport, and the Croatian Science Foundation; the Research Promotion Foundation, Cyprus; the Secretariat for Higher Education, Science, Technology and Innovation, Ecuador; the Ministry of Education and Research, Estonian Re-

search Council via IUT23-4 and IUT23-6 and European Regional Development Fund, Estonia; the Academy of Finland, Finnish Ministry of Education and Culture, and Helsinki Institute of Physics; the Institut National de Physique Nucléaire et de Physique des Particules / CNRS, and Commissariat à l'Énergie Atomique et aux Énergies Alternatives / CEA, France; the Bundesministerium für Bildung und Forschung, Deutsche Forschungsgemeinschaft, and Helmholtz-Gemeinschaft Deutscher Forschungszentren, Germany; the General Secretariat for Research and Technology, Greece; the National Scientific Research Foundation, and National Innovation Office, Hungary; the Department of Atomic Energy and the Department of Science and Technology, India; the Institute for Studies in Theoretical Physics and Mathematics, Iran; the Science Foundation, Ireland; the Istituto Nazionale di Fisica Nucleare, Italy; the Ministry of Science, ICT and Future Planning, and National Research Foundation (NRF), Republic of Korea; the Lithuanian Academy of Sciences; the Ministry of Education, and University of Malaya (Malaysia); the Mexican Funding Agencies (BUAP, CINVESTAV, CONACYT, LNS, SEP, and UASLP-FAI); the Ministry of Business, Innovation and Employment, New Zealand; the Pakistan Atomic Energy Commission; the Ministry of Science and Higher Education and the National Science Centre, Poland; the Fundação para a Ciência e a Tecnologia, Portugal; JINR, Dubna; the Ministry of Education and Science of the Russian Federation, the Federal Agency of Atomic Energy of the Russian Federation, Russian Academy of Sciences, and the Russian Foundation for Basic Research; the Ministry of Education, Science and Technological Development of Serbia; the Secretaría de Estado de Investigación, Desarrollo e Innovación and Programa Consolider-Ingenio 2010, Spain; the Swiss Funding Agencies (ETH Board, ETH Zurich, PSI, SNF, UniZH, Canton Zurich, and SER); the Ministry of Science and Technology, Taipei; the Thailand Center of Excellence in Physics, the Institute for the Promotion of Teaching Science and Technology of Thailand, Special Task Force for Activating Research and the National Science and Technology Development Agency of Thailand; the Scientific and Technical Research Council of Turkey, and Turkish Atomic Energy Authority; the National Academy of Sciences of Ukraine, and State Fund for Fundamental Researches, Ukraine; the Science and Technology Facilities Council, UK; the US Department of Energy, and the US National Science Foundation.

Individuals have received support from the Marie-Curie programme and the European Research Council and EPLANET (European Union); the Leventis Foundation; the A. P. Sloan Foundation; the Alexander von Humboldt Foundation; the Belgian Federal Science Policy Office; the Fonds pour la Formation à la Recherche dans l'Industrie et dans l'Agriculture (FRIA-Belgium); the Agentschap voor Innovatie door Wetenschap en Technologie (IWT-Belgium); the Ministry of Education, Youth and Sports (MEYS) of the Czech Republic; the Council of Science and Industrial Research, India; the HOMING PLUS programme of the Foundation for Polish Science, cofinanced from European Union, Regional Development Fund, the Mobility Plus programme of the Ministry of Science and Higher Education, the National Science Center (Poland), contracts Harmonia 2014/14/M/ST2/00428, Opus 2013/11/B/ST2/04202, 2014/13/B/ST2/02543 and 2014/15/B/ST2/03998, Sonata-bis 2012/07/E/ST2/01406; the Thalís and Aristeia programmes cofinanced by EU-ESF and the Greek NSRF; the National Priorities Research Program by Qatar National Research Fund; the Programa Clarín-COFUND del Principado de Asturias; the Rachadapisek Sompot Fund for Postdoctoral Fellowship, Chulalongkorn University and the Chulalongkorn Academic into Its 2nd Century Project Advancement Project (Thailand); and the Welch Foundation, contract C-1845.

References

- [1] O. J. P. Eboli, R. Zukanovich Funchal, and T. L. Lungov, "Multilepton signatures for leptoquarks", *Phys. Rev. D* **59** (1999) 035002, doi:10.1103/PhysRevD.59.035002,

- arXiv:hep-ph/9808288.
- [2] N. Craig et al., “Searching for $t \rightarrow ch$ with multileptons”, *Phys. Rev. D* **86** (2012) 075002, doi:10.1103/PhysRevD.86.075002, arXiv:1207.6794.
- [3] N. Craig et al., “Heavy Higgs bosons at low $\tan \beta$: from the LHC to 100 TeV”, *JHEP* **01** (2017) 018, doi:10.1007/JHEP01(2017)018, arXiv:1605.08744.
- [4] N. Craig et al., “Multi-lepton signals of multiple Higgs bosons”, *JHEP* **02** (2013) 033, doi:10.1007/JHEP02(2013)033, arXiv:1210.0559.
- [5] C.-S. Chen and Y.-J. Zheng, “LHC signatures for the cascade seesaw mechanism”, *PTEP* **2015** (2015) 103B02, doi:10.1093/ptep/ptv134, arXiv:1312.7207.
- [6] P. Ramond, “Dual theory for free fermions”, *Phys. Rev. D* **3** (1971) 2415, doi:10.1103/PhysRevD.3.2415.
- [7] Y. A. Gol’fand and E. P. Likhtman, “Extension of the algebra of Poincaré group generators and violation of P invariance”, *JETP Lett.* **13** (1971) 323.
- [8] A. Neveu and J. H. Schwarz, “Factorizable dual model of pions”, *Nucl. Phys. B* **31** (1971) 86, doi:10.1016/0550-3213(71)90448-2.
- [9] D. V. Volkov and V. P. Akulov, “Possible universal neutrino interaction”, *JETP Lett.* **16** (1972) 438.
- [10] J. Wess and B. Zumino, “A lagrangian model invariant under supergauge transformations”, *Phys. Lett. B* **49** (1974) 52, doi:10.1016/0370-2693(74)90578-4.
- [11] J. Wess and B. Zumino, “Supergauge transformations in four-dimensions”, *Nucl. Phys. B* **70** (1974) 39, doi:10.1016/0550-3213(74)90355-1.
- [12] P. Fayet, “Supergauge invariant extension of the Higgs mechanism and a model for the electron and its neutrino”, *Nucl. Phys. B* **90** (1975) 104, doi:10.1016/0550-3213(75)90636-7.
- [13] H. P. Nilles, “Supersymmetry, supergravity and particle physics”, *Phys. Rept.* **110** (1984) 1, doi:10.1016/0370-1573(84)90008-5.
- [14] S. P. Martin, “A supersymmetry primer”, in *Perspectives on Supersymmetry II*, G. L. Kane, ed., p. 1. World Scientific, 2010. arXiv:hep-ph/9709356. Adv. Ser. Direct. High Energy Phys., vol. 21. doi:10.1142/9789814307505_0001.
- [15] H. Baer, C. Chen, F. Paige, and X. Tata, “Signals for minimal supergravity at the CERN Large Hadron Collider. 2: Multilepton channels”, *Phys. Rev. D* **53** (1996) 6241, doi:10.1103/PhysRevD.53.6241, arXiv:hep-ph/9512383.
- [16] A. Lazopoulos, T. McElmurry, K. Melnikov, and F. Petriello, “Next-to-leading order QCD corrections to $t\bar{t}Z$ production at the LHC”, *Phys. Lett. B* **666** (2008) 62, doi:10.1016/j.physletb.2008.06.073, arXiv:0804.2220.
- [17] A. Kardos, Z. Trocsanyi, and C. Papadopoulos, “Top quark pair production in association with a Z-boson at NLO accuracy”, *Phys. Rev. D* **85** (2012) 054015, doi:10.1103/PhysRevD.85.054015, arXiv:1111.0610.

- [18] J. M. Campbell and R. K. Ellis, “ $t\bar{t}W^\pm$ production and decay at NLO”, *JHEP* **07** (2012) 052, doi:10.1007/JHEP07(2012)052, arXiv:1204.5678.
- [19] J. Campbell, R. K. Ellis, and R. Röntsch, “Single top production in association with a Z boson at the LHC”, *Phys. Rev. D* **87** (2013) 114006, doi:10.1103/PhysRevD.87.114006, arXiv:1302.3856.
- [20] A. Kulesza, L. Motyka, T. Stebel, and V. Theeuwes, “Soft gluon resummation for associated $t\bar{t}H$ production at the LHC”, *JHEP* **03** (2016) 065, doi:10.1007/JHEP03(2016)065, arXiv:1509.02780.
- [21] A. Broggio et al., “Associated production of a top pair and a Higgs boson beyond NLO”, *JHEP* **03** (2016) 124, doi:10.1007/JHEP03(2016)124, arXiv:1510.01914.
- [22] M. Grazzini, S. Kallweit, D. Rathlev, and M. Wiesemann, “ $W^\pm Z$ production at the LHC: fiducial cross sections and distributions in NNLO QCD”, *JHEP* **05** (2017) 139, doi:10.1007/JHEP05(2017)139, arXiv:1703.09065.
- [23] F. Cascioli et al., “ZZ production at hadron colliders in NNLO QCD”, *Phys. Lett. B* **735** (2014) 311, doi:10.1016/j.physletb.2014.06.056, arXiv:1405.2219.
- [24] F. Caola, K. Melnikov, R. Röntsch, and L. Tancredi, “QCD corrections to ZZ production in gluon fusion at the LHC”, *Phys. Rev. D* **92** (2015) 094028, doi:10.1103/PhysRevD.92.094028, arXiv:1509.06734.
- [25] J. M. Campbell, R. K. Ellis, M. Czakon, and S. Kirchner, “Two loop correction to interference in $gg \rightarrow ZZ$ ”, *JHEP* **08** (2016) 011, doi:10.1007/JHEP08(2016)011, arXiv:1605.01380.
- [26] T. Binoth, G. Ossola, C. G. Papadopoulos, and R. Pittau, “NLO QCD corrections to tri-boson production”, *JHEP* **06** (2008) 082, doi:10.1088/1126-6708/2008/06/082, arXiv:0804.0350.
- [27] D. T. Nhung, L. D. Ninh, and M. M. Weber, “NLO corrections to WWZ production at the LHC”, *JHEP* **12** (2013) 096, doi:10.1007/JHEP12(2013)096, arXiv:1307.7403.
- [28] S. Yong-Bai et al., “NLO QCD + NLO EW corrections to WZZ productions with leptonic decays at the LHC”, *JHEP* **10** (2015) 186, doi:10.1007/JHEP10(2016)156, arXiv:1507.03693. [Erratum: *JHEP* **10** (2016) 156, doi:10.1007/JHEP10(2015)186].
- [29] Y.-B. Shen et al., “NLO QCD and electroweak corrections to WWW production at the LHC”, *Phys. Rev. D* **95** (2017) 073005, doi:10.1103/PhysRevD.95.073005, arXiv:1605.00554.
- [30] W. Hong et al., “NLO QCD + EW corrections to ZZZ production with subsequent leptonic decays at the LHC”, *J. Phys. G* **43** (2016) 115001, doi:10.1088/0954-3899/43/11/115001, arXiv:1610.05876.
- [31] ATLAS Collaboration, “Measurement of the $t\bar{t}Z$ and $t\bar{t}W$ production cross sections in multilepton final states using 3.2 fb^{-1} of pp collisions at $\sqrt{s} = 13 \text{ TeV}$ with the ATLAS detector”, *Eur. Phys. J. C* **77** (2017) 40, doi:10.1140/epjc/s10052-016-4574-y, arXiv:1609.01599.

- [32] ATLAS Collaboration, “Measurement of the $W^\pm Z$ boson pair-production cross section in pp collisions at $\sqrt{s} = 13$ TeV with the ATLAS Detector”, *Phys. Lett. B* **762** (2016) 1, doi:10.1016/j.physletb.2016.08.052, arXiv:1606.04017.
- [33] CMS Collaboration, “Measurement of the WZ production cross section in pp collisions at $\sqrt{s} = 13$ TeV”, *Phys. Lett. B* **766** (2017) 268, doi:10.1016/j.physletb.2017.01.011, arXiv:1607.06943.
- [34] ATLAS Collaboration, “Measurement of the zz production cross section in pp collisions at $\sqrt{s} = 13$ TeV with the ATLAS detector”, *Phys. Rev. Lett.* **116** (2016) 101801, doi:10.1103/PhysRevLett.116.101801, arXiv:1512.05314.
- [35] CMS Collaboration, “Measurement of the ZZ production cross section and $Z \rightarrow \ell^+ \ell^- \ell'^+ \ell'^-$ branching fraction in pp collisions at $\sqrt{s}=13$ TeV”, *Phys. Lett. B* **763** (2016) 280, doi:10.1016/j.physletb.2016.10.054, arXiv:1607.08834.
- [36] ATLAS Collaboration, “Search for supersymmetry at $\sqrt{s} = 8$ TeV in final states with jets and two same-sign leptons or three leptons with the ATLAS detector”, *JHEP* **06** (2014) 035, doi:10.1007/JHEP06(2014)035, arXiv:1404.2500.
- [37] ATLAS Collaboration, “Search for strong production of supersymmetric particles in final states with missing transverse momentum and at least three b-jets at $\sqrt{s}= 8$ TeV proton-proton collisions with the ATLAS detector”, *JHEP* **10** (2014) 024, doi:10.1007/JHEP10(2014)024, arXiv:1407.0600.
- [38] ATLAS Collaboration, “Search for squarks and gluinos in events with isolated leptons, jets and missing transverse momentum at $\sqrt{s} = 8$ TeV with the ATLAS detector”, *JHEP* **04** (2015) 116, doi:10.1007/JHEP04(2015)116, arXiv:1501.03555.
- [39] ATLAS Collaboration, “Search for new phenomena in final states with an energetic jet and large missing transverse momentum in pp collisions at $\sqrt{s} = 8$ TeV with the ATLAS detector”, *Eur. Phys. J. C* **75** (2015) 299, doi:10.1140/epjc/s10052-015-3517-3, arXiv:1502.01518. [Erratum: *Eur. Phys. J. C* **75** (2015) 408, doi:10.1140/epjc/s10052-015-3639-7].
- [40] CMS Collaboration, “Search for anomalous production of events with three or more leptons in pp collisions at $\sqrt{s} = 8$ TeV”, *Phys. Rev. D* **90** (2014) 032006, doi:10.1103/PhysRevD.90.032006, arXiv:1404.5801.
- [41] CMS Collaboration, “Search for top-squark pairs decaying into Higgs or Z bosons in pp collisions at $\sqrt{s}=8$ TeV”, *Phys. Lett. B* **736** (2014) 371, doi:10.1016/j.physletb.2014.07.053, arXiv:1405.3886.
- [42] CMS Collaboration, “Searches for supersymmetry based on events with b jets and four W bosons in pp collisions at 8 TeV”, *Phys. Lett. B* **745** (2015) 5, doi:10.1016/j.physletb.2015.04.002, arXiv:1412.4109.
- [43] CMS Collaboration, “Search for top squarks in r-parity-violating supersymmetry using three or more leptons and b-tagged jets”, *Phys. Rev. Lett.* **111** (2013) 221801, doi:10.1103/PhysRevLett.111.221801, arXiv:1306.6643.
- [44] CMS Collaboration, “Search for supersymmetry in pp collisions at $\sqrt{s} = 8$ TeV in final states with boosted W bosons and b jets using razor variables”, *Phys. Rev. D* **93** (2016) 092009, doi:10.1103/PhysRevD.93.092009, arXiv:1602.02917.

- [45] ATLAS Collaboration, “Search for supersymmetry at $\sqrt{s} = 13$ TeV in final states with jets and two same-sign leptons or three leptons with the ATLAS detector”, *Eur. Phys. J. C* **76** (2016) 259, doi:10.1140/epjc/s10052-016-4095-8, arXiv:1602.09058.
- [46] ATLAS Collaboration, “Search for squarks and gluinos in final states with jets and missing transverse momentum at $\sqrt{s} = 13$ TeV with the ATLAS detector”, *Eur. Phys. J. C* **76** (2016) 392, doi:10.1140/epjc/s10052-016-4184-8, arXiv:1605.03814.
- [47] ATLAS Collaboration, “Search for gluinos in events with an isolated lepton, jets and missing transverse momentum at $\sqrt{s} = 13$ TeV with the ATLAS detector”, *Eur. Phys. J. C* **76** (2016) 565, doi:10.1140/epjc/s10052-016-4397-x, arXiv:1605.04285.
- [48] ATLAS Collaboration, “Search for pair production of gluinos decaying via stop and sbottom in events with b-jets and large missing transverse momentum in pp collisions at $\sqrt{s} = 13$ TeV with the ATLAS detector”, *Phys. Rev. D* **94** (2016) 032003, doi:10.1103/PhysRevD.94.032003, arXiv:1605.09318.
- [49] CMS Collaboration, “Search for supersymmetry in the multijet and missing transverse momentum final state in pp collisions at 13 TeV”, *Phys. Lett. B* **758** (2016) 152, doi:10.1016/j.physletb.2016.05.002, arXiv:1602.06581.
- [50] CMS Collaboration, “Search for new physics with the M_{T2} variable in all-jets final states produced in pp collisions at $\sqrt{s} = 13$ TeV”, *JHEP* **10** (2016) 006, doi:10.1007/JHEP10(2016)006, arXiv:1603.04053.
- [51] CMS Collaboration, “Search for supersymmetry in pp collisions at $\sqrt{s} = 13$ TeV in the single-lepton final state using the sum of masses of large-radius jets”, *JHEP* **08** (2016) 122, doi:10.1007/JHEP08(2016)122, arXiv:1605.04608.
- [52] CMS Collaboration, “Search for new physics in same-sign dilepton events in proton-proton collisions at $\sqrt{s} = 13$ TeV”, *Eur. Phys. J. C* **76** (2016) 439, doi:10.1140/epjc/s10052-016-4261-z, arXiv:1605.03171.
- [53] CMS Collaboration, “The CMS experiment at the CERN LHC”, *JINST* **3** (2008) S08004, doi:10.1088/1748-0221/3/08/S08004.
- [54] CMS Collaboration, “Performance of electron reconstruction and selection with the CMS detector in proton-proton collisions at $\sqrt{s} = 8$ TeV”, *JINST* **10** (2015) P06005, doi:10.1088/1748-0221/10/06/P06005, arXiv:1502.02701.
- [55] CMS Collaboration, “Performance of CMS muon reconstruction in pp collision events at $\sqrt{s} = 7$ TeV”, *JINST* **7** (2012) P10002, doi:10.1088/1748-0221/7/10/P10002, arXiv:1206.4071.
- [56] M. Cacciari, G. P. Salam, and G. Soyez, “The anti- k_t jet clustering algorithm”, *JHEP* **04** (2008) 063, doi:10.1088/1126-6708/2008/04/063, arXiv:0802.1189.
- [57] M. Cacciari, G. P. Salam, and G. Soyez, “FastJet user manual”, *Eur. Phys. J. C* **72** (2012) 1896, doi:10.1140/epjc/s10052-012-1896-2, arXiv:1111.6097.
- [58] CMS Collaboration, “Particle-flow reconstruction and global event description with the CMS detector”, (2017). arXiv:1706.04965. Submitted to *JINST*.

- [59] CMS Collaboration, “Determination of jet energy calibration and transverse momentum resolution in CMS”, *JINST* **6** (2011) P11002, doi:10.1088/1748-0221/6/11/P11002, arXiv:1107.4277.
- [60] CMS Collaboration, “Jet energy scale and resolution in the CMS experiment in pp collisions at 8 TeV”, *JINST* **12** (2017) P02014, doi:10.1088/1748-0221/12/02/P02014, arXiv:1607.03663.
- [61] CMS Collaboration, “Jet algorithms performance in 13 TeV data”, CMS Physics Analysis Summary CMS-PAS-JME-16-003, 2010.
- [62] CMS Collaboration, “Identification of b-quark jets with the CMS experiment”, *JINST* **8** (2013) P04013, doi:10.1088/1748-0221/8/04/P04013, arXiv:1211.4462.
- [63] CMS Collaboration, “Identification of b quark jets at the CMS Experiment in the LHC Run 2”, CMS Physics Analysis Summary CMS-PAS-BTV-15-001, 2016.
- [64] CMS Collaboration, “Performance of the CMS missing transverse momentum reconstruction in pp data at $\sqrt{s} = 8$ TeV”, *JINST* **10** (2015) P02006, doi:10.1088/1748-0221/10/02/P02006, arXiv:1411.0511.
- [65] J. Alwall et al., “The automated computation of tree-level and next-to-leading order differential cross sections, and their matching to parton shower simulations”, *JHEP* **07** (2014) 079, doi:10.1007/JHEP07(2014)079, arXiv:1405.0301.
- [66] J. Alwall et al., “Comparative study of various algorithms for the merging of parton showers and matrix elements in hadronic collisions”, *Eur. Phys. J. C* **53** (2008) 473, doi:10.1140/epjc/s10052-007-0490-5, arXiv:0706.2569.
- [67] R. Frederix and S. Frixione, “Merging meets matching in MC@NLO”, *JHEP* **12** (2012) 061, doi:10.1007/JHEP12(2012)061, arXiv:1209.6215.
- [68] P. Nason, “A New method for combining NLO QCD with shower Monte Carlo algorithms”, *JHEP* **11** (2004) 040, doi:10.1088/1126-6708/2004/11/040, arXiv:hep-ph/0409146.
- [69] S. Frixione, P. Nason, and C. Oleari, “Matching NLO QCD computations with parton shower simulations: the POWHEG method”, *JHEP* **11** (2007) 070, doi:10.1088/1126-6708/2007/11/070, arXiv:0709.2092.
- [70] S. Alioli, P. Nason, C. Oleari, and E. Re, “A general framework for implementing NLO calculations in shower Monte Carlo programs: the POWHEG BOX”, *JHEP* **06** (2010) 043, doi:10.1007/JHEP06(2010)043, arXiv:1002.2581.
- [71] T. Melia, P. Nason, R. Rontsch, and G. Zanderighi, “ W^+W^- , WZ and ZZ production in the POWHEG BOX”, *JHEP* **11** (2011) 078, doi:10.1007/JHEP11(2011)078, arXiv:1107.5051.
- [72] P. Nason and G. Zanderighi, “ W^+W^- , WZ and ZZ production in the POWHEG-BOX-V2”, *Eur. Phys. J. C* **74** (2014) 2702, doi:10.1140/epjc/s10052-013-2702-5, arXiv:1311.1365.
- [73] NNPDF Collaboration, “Parton distributions for the LHC Run II”, *JHEP* **04** (2015) 040, doi:10.1007/JHEP04(2015)040, arXiv:1410.8849.

- [74] T. Sjöstrand et al., “An introduction to PYTHIA 8.2”, *Comput. Phys. Commun.* **191** (2015) 159, doi:10.1016/j.cpc.2015.01.024, arXiv:1410.3012.
- [75] CMS Collaboration, “Underlying event tunes and double parton scattering”, CMS Physics Analysis Summary CMS-PAS-GEN-14-001, 2014.
- [76] GEANT4 Collaboration, “GEANT4 — a simulation toolkit”, *Nucl. Instrum. Meth. A* **506** (2003) 250, doi:10.1016/S0168-9002(03)01368-8.
- [77] D. Orbaker (on behalf of the CMS Collaboration), “Fast simulation of the CMS detector”, *J. Phys. Conf. Ser.* **219** (2010) 032053, doi:10.1088/1742-6596/219/3/032053.
- [78] A. Kulesza and L. Motyka, “Threshold resummation for squark-antisquark and gluino-pair production at the LHC”, *Phys. Rev. Lett.* **102** (2009) 111802, doi:10.1103/PhysRevLett.102.111802, arXiv:0807.2405.
- [79] A. Kulesza and L. Motyka, “Soft gluon resummation for the production of gluino-gluino and squark-antisquark pairs at the LHC”, *Phys. Rev. D* **80** (2009) 095004, doi:10.1103/PhysRevD.80.095004, arXiv:0905.4749.
- [80] W. Beenakker et al., “Soft-gluon resummation for squark and gluino hadroproduction”, *JHEP* **12** (2009) 041, doi:10.1088/1126-6708/2009/12/041, arXiv:0909.4418.
- [81] W. Beenakker et al., “Squark and gluino hadroproduction”, *Int. J. Mod. Phys. A* **26** (2011) 2637, doi:10.1142/S0217751X11053560, arXiv:1105.1110.
- [82] M. Krämer et al., “Supersymmetry production cross sections in pp collisions at $\sqrt{s} = 7$ TeV”, (2012). arXiv:1206.2892.
- [83] C. Borschensky et al., “Squark and gluino production cross sections in pp collisions at $\sqrt{s} = 13, 14, 33$ and 100 TeV”, *Eur. Phys. J. C* **74** (2014) 3174, doi:10.1140/epjc/s10052-014-3174-y, arXiv:1407.5066.
- [84] D. Alves et al., “Simplified models for LHC new physics searches”, *J. Phys. G* **39** (2012) 105005, doi:10.1088/0954-3899/39/10/105005, arXiv:1105.2838.
- [85] CMS Collaboration, “Interpretation of searches for supersymmetry with simplified models”, *Phys. Rev. D* **88** (2013) 052017, doi:10.1103/PhysRevD.88.052017, arXiv:1301.2175.
- [86] J. Butterworth et al., “PDF4LHC recommendations for LHC Run II”, *J. Phys. G* **43** (2016) 023001, doi:10.1088/0954-3899/43/2/023001, arXiv:1510.03865.
- [87] CMS Collaboration, “Search for top-squark pair production in the single-lepton final state in pp collisions at $\sqrt{s} = 8$ TeV”, *Eur. Phys. J. C.* **73** (2013) 2677, doi:10.1140/epjc/s10052-013-2677-2, arXiv:1308.1586.
- [88] CMS Collaboration, “CMS luminosity measurement for the 2015 data taking period”, CMS Physics Analysis Summary CMS-PAS-LUM-15-001, CERN, 2016.
- [89] T. Junk, “Confidence level computation for combining searches with small statistics”, *Nucl. Instrum. Meth. A* **434** (1999) 435, doi:10.1016/S0168-9002(99)00498-2, arXiv:hep-ex/9902006.
- [90] A. L. Read, “Presentation of search results: the CL_s technique”, *J. Phys. G* **28** (2002) 2693, doi:10.1088/0954-3899/28/10/313.

-
- [91] ATLAS and CMS Collaborations, "Procedure for the LHC Higgs boson search combination in summer 2011", Technical Report CMS NOTE-2011/005, ATL-PHYS-PUB-2011-11, 2011.
- [92] G. Cowan, K. Cranmer, E. Gross, and O. Vitells, "Asymptotic formulae for likelihood-based tests of new physics", *Eur. Phys. J. C* **71** (2011) 1554, doi:10.1140/epjc/s10052-011-1554-0, arXiv:1007.1727. [Erratum: *Eur. Phys. J. C* **73** (2013) 2501, doi:10.1140/epjc/s10052-013-2501-z].

A The CMS Collaboration

Yerevan Physics Institute, Yerevan, Armenia

V. Khachatryan, A.M. Sirunyan, A. Tumasyan

Institut für Hochenergiephysik, Wien, Austria

W. Adam, E. Asilar, T. Bergauer, J. Brandstetter, E. Brondolin, M. Dragicevic, J. Erö, M. Flechl, M. Friedl, R. Frühwirth¹, V.M. Ghete, C. Hartl, N. Hörmann, J. Hrubec, M. Jeitler¹, A. König, I. Krätschmer, D. Liko, T. Matsushita, I. Mikulec, D. Rabady, N. Rad, B. Rahbaran, H. Rohringer, J. Schieck¹, J. Strauss, W. Waltenberger, C.-E. Wulz¹

Institute for Nuclear Problems, Minsk, Belarus

O. Dvornikov, V. Makarenko, V. Zykunov

National Centre for Particle and High Energy Physics, Minsk, Belarus

V. Mossolov, N. Shumeiko, J. Suarez Gonzalez

Universiteit Antwerpen, Antwerpen, Belgium

S. Alderweireldt, E.A. De Wolf, X. Janssen, J. Lauwers, M. Van De Klundert, H. Van Haevermaet, P. Van Mechelen, N. Van Remortel, A. Van Spilbeeck

Vrije Universiteit Brussel, Brussel, Belgium

S. Abu Zeid, F. Blekman, J. D'Hondt, N. Daci, I. De Bruyn, K. Deroover, S. Lowette, S. Moortgat, L. Moreels, A. Olbrechts, Q. Python, S. Tavernier, W. Van Doninck, P. Van Mulders, I. Van Parijs

Université Libre de Bruxelles, Bruxelles, Belgium

H. Brun, B. Clerbaux, G. De Lentdecker, H. Delannoy, G. Fasanella, L. Favart, R. Goldouzian, A. Grebenyuk, G. Karapostoli, T. Lenzi, A. Léonard, J. Luetic, T. Maerschalk, A. Marinov, A. Randle-conde, T. Seva, C. Vander Velde, P. Vanlaer, R. Yonamine, F. Zenoni, F. Zhang²

Ghent University, Ghent, Belgium

A. Cimmino, T. Cornelis, D. Dobur, A. Fagot, G. Garcia, M. Gul, I. Khvastunov, D. Poyraz, S. Salva, R. Schöfbeck, A. Sharma, M. Tytgat, W. Van Driessche, E. Yazgan, N. Zaganidis

Université Catholique de Louvain, Louvain-la-Neuve, Belgium

H. Bakhshiansohi, C. Beluffi³, O. Bondu, S. Brochet, G. Bruno, A. Caudron, S. De Visscher, C. Delaere, M. Delcourt, B. Francois, A. Giammanco, A. Jafari, P. Jez, M. Komm, V. Lemaitre, A. Magitteri, A. Mertens, M. Musich, C. Nuttens, K. Piotrkowski, L. Quertenmont, M. Selvaggi, M. Vidal Marono, S. Wertz

Université de Mons, Mons, Belgium

N. Bely

Centro Brasileiro de Pesquisas Físicas, Rio de Janeiro, Brazil

W.L. Aldá Júnior, F.L. Alves, G.A. Alves, L. Brito, C. Hensel, A. Moraes, M.E. Pol, P. Rebello Teles

Universidade do Estado do Rio de Janeiro, Rio de Janeiro, Brazil

E. Belchior Batista Das Chagas, W. Carvalho, J. Chinellato⁴, A. Custódio, E.M. Da Costa, G.G. Da Silveira⁵, D. De Jesus Damiao, C. De Oliveira Martins, S. Fonseca De Souza, L.M. Huertas Guativa, H. Malbouisson, D. Matos Figueiredo, C. Mora Herrera, L. Mundim, H. Nogima, W.L. Prado Da Silva, A. Santoro, A. Sznajder, E.J. Tonelli Manganote⁴, A. Vilela Pereira

Universidade Estadual Paulista ^a, Universidade Federal do ABC ^b, São Paulo, Brazil

S. Ahuja^a, C.A. Bernardes^b, S. Dogra^a, T.R. Fernandez Perez Tomei^a, E.M. Gregores^b,

P.G. Mercadante^b, C.S. Moon^a, S.F. Novaes^a, Sandra S. Padula^a, D. Romero Abad^b, J.C. Ruiz Vargas

Institute for Nuclear Research and Nuclear Energy, Sofia, Bulgaria

A. Aleksandrov, R. Hadjiiska, P. Iaydjiev, M. Rodozov, S. Stoykova, G. Sultanov, M. Vutova

University of Sofia, Sofia, Bulgaria

A. Dimitrov, I. Glushkov, L. Litov, B. Pavlov, P. Petkov

Beihang University, Beijing, China

W. Fang⁶

Institute of High Energy Physics, Beijing, China

M. Ahmad, J.G. Bian, G.M. Chen, H.S. Chen, M. Chen, Y. Chen⁷, T. Cheng, C.H. Jiang, D. Leggat, Z. Liu, F. Romeo, S.M. Shaheen, A. Spiezia, J. Tao, C. Wang, Z. Wang, H. Zhang, J. Zhao

State Key Laboratory of Nuclear Physics and Technology, Peking University, Beijing, China

Y. Ban, G. Chen, Q. Li, S. Liu, Y. Mao, S.J. Qian, D. Wang, Z. Xu

Universidad de Los Andes, Bogota, Colombia

C. Avila, A. Cabrera, L.F. Chaparro Sierra, C. Florez, J.P. Gomez, C.F. González Hernández, J.D. Ruiz Alvarez, J.C. Sanabria

University of Split, Faculty of Electrical Engineering, Mechanical Engineering and Naval Architecture, Split, Croatia

N. Godinovic, D. Lelas, I. Puljak, P.M. Ribeiro Cipriano, T. Sculac

University of Split, Faculty of Science, Split, Croatia

Z. Antunovic, M. Kovac

Institute Rudjer Boskovic, Zagreb, Croatia

V. Brigljevic, D. Ferencek, K. Kadija, S. Micanovic, L. Sudic, T. Susa

University of Cyprus, Nicosia, Cyprus

A. Attikis, G. Mavromanolakis, J. Mousa, C. Nicolaou, F. Ptochos, P.A. Razis, H. Rykaczewski, D. Tsiakkouri

Charles University, Prague, Czech Republic

M. Finger⁸, M. Finger Jr.⁸

Universidad San Francisco de Quito, Quito, Ecuador

E. Carrera Jarrin

Academy of Scientific Research and Technology of the Arab Republic of Egypt, Egyptian Network of High Energy Physics, Cairo, Egypt

Y. Assran^{9,10}, T. Elkafrawy¹¹, S. Khalil¹²

National Institute of Chemical Physics and Biophysics, Tallinn, Estonia

B. Calpas, M. Kadastik, M. Murumaa, L. Perrini, M. Raidal, A. Tiko, C. Veelken

Department of Physics, University of Helsinki, Helsinki, Finland

P. Eerola, J. Pekkanen, M. Voutilainen

Helsinki Institute of Physics, Helsinki, Finland

J. Härkönen, T. Järvinen, V. Karimäki, R. Kinnunen, T. Lampén, K. Lassila-Perini, S. Lehti, T. Lindén, P. Luukka, J. Tuominiemi, E. Tuovinen, L. Wendland

Lappeenranta University of Technology, Lappeenranta, Finland

J. Talvitie, T. Tuuva

IRFU, CEA, Université Paris-Saclay, Gif-sur-Yvette, France

M. Besancon, F. Couderc, M. Dejardin, D. Denegri, B. Fabbro, J.L. Faure, C. Favaro, F. Ferri, S. Ganjour, S. Ghosh, A. Givernaud, P. Gras, G. Hamel de Monchenault, P. Jarry, I. Kucher, E. Locci, M. Machet, J. Malcles, J. Rander, A. Rosowsky, M. Titov, A. Zghiche

Laboratoire Leprince-Ringuet, Ecole Polytechnique, IN2P3-CNRS, Palaiseau, France

A. Abdulsalam, I. Antropov, S. Baffioni, F. Beaudette, P. Busson, L. Cadamuro, E. Chapon, C. Charlot, O. Davignon, R. Granier de Cassagnac, M. Jo, S. Lisniak, P. Miné, M. Nguyen, C. Ochando, G. Ortona, P. Paganini, P. Pigard, S. Regnard, R. Salerno, Y. Sirois, T. Strebler, Y. Yilmaz, A. Zabi

Institut Pluridisciplinaire Hubert Curien (IPHC), Université de Strasbourg, CNRS-IN2P3J.-L. Agram¹³, J. Andrea, A. Aubin, D. Bloch, J.-M. Brom, M. Buttignol, E.C. Chabert, N. Chanon, C. Collard, E. Conte¹³, X. Coubez, J.-C. Fontaine¹³, D. Gelé, U. Goerlach, A.-C. Le Bihan, K. Skovpen, P. Van Hove**Centre de Calcul de l'Institut National de Physique Nucleaire et de Physique des Particules, CNRS/IN2P3, Villeurbanne, France**

S. Gadrat

Université de Lyon, Université Claude Bernard Lyon 1, CNRS-IN2P3, Institut de Physique Nucléaire de Lyon, Villeurbanne, FranceS. Beauceron, C. Bernet, G. Boudoul, E. Bouvier, C.A. Carrillo Montoya, R. Chierici, D. Contardo, B. Courbon, P. Depasse, H. El Mamouni, J. Fan, J. Fay, S. Gascon, M. Gouzevitch, G. Grenier, B. Ille, F. Lagarde, I.B. Laktineh, M. Lethuillier, L. Mirabito, A.L. Pequegnot, S. Perries, A. Popov¹⁴, D. Sabes, V. Sordini, M. Vander Donckt, P. Verdier, S. Viret**Georgian Technical University, Tbilisi, Georgia**A. Khvedelidze⁸**Tbilisi State University, Tbilisi, Georgia**Z. Tsamalaidze⁸**RWTH Aachen University, I. Physikalisches Institut, Aachen, Germany**C. Autermann, S. Beranek, L. Feld, A. Heister, M.K. Kiesel, K. Klein, M. Lipinski, A. Ostapchuk, M. Preuten, F. Raupach, S. Schael, C. Schomakers, J. Schulz, T. Verlage, H. Weber, V. Zhukov¹⁴**RWTH Aachen University, III. Physikalisches Institut A, Aachen, Germany**

A. Albert, M. Brodski, E. Dietz-Laursonn, D. Duchardt, M. Endres, M. Erdmann, S. Erdweg, T. Esch, R. Fischer, A. Güth, M. Hamer, T. Hebbeker, C. Heidemann, K. Hoepfner, S. Knutzen, M. Merschmeyer, A. Meyer, P. Millet, S. Mukherjee, M. Olschewski, K. Padeken, T. Pook, M. Radziej, H. Reithler, M. Rieger, F. Scheuch, L. Sonnenschein, D. Teyssier, S. Thüer

RWTH Aachen University, III. Physikalisches Institut B, Aachen, GermanyV. Cherepanov, G. Flügge, F. Hoehle, B. Kargoll, T. Kress, A. Künsken, J. Lingemann, T. Müller, A. Nehr Korn, A. Nowack, I.M. Nugent, C. Pistone, O. Pooth, A. Stahl¹⁵**Deutsches Elektronen-Synchrotron, Hamburg, Germany**M. Aldaya Martin, T. Arndt, C. Asawatangtrakuldee, K. Beernaert, O. Behnke, U. Behrens, A.A. Bin Anuar, K. Borras¹⁶, A. Campbell, P. Connor, C. Contreras-Campana, F. Costanza, C. Diez Pardos, G. Dolinska, G. Eckerlin, D. Eckstein, T. Eichhorn, E. Eren, E. Gallo¹⁷, J. Garay Garcia, A. Geiser, A. Gizhko, J.M. Grados Luyando, P. Gunnellini, A. Harb,

J. Hauk, M. Hempel¹⁸, H. Jung, A. Kalogeropoulos, O. Karacheban¹⁸, M. Kasemann, J. Keaveney, C. Kleinwort, I. Korol, D. Krücker, W. Lange, A. Lelek, J. Leonard, K. Lipka, A. Lobanov, W. Lohmann¹⁸, R. Mankel, I.-A. Melzer-Pellmann, A.B. Meyer, G. Mittag, J. Mnich, A. Mussgiller, E. Ntomari, D. Pitzl, R. Placakyte, A. Raspereza, B. Roland, M.Ö. Sahin, P. Saxena, T. Schoerner-Sadenius, C. Seitz, S. Spannagel, N. Stefaniuk, G.P. Van Onsem, R. Walsh, C. Wissing

University of Hamburg, Hamburg, Germany

V. Blobel, M. Centis Vignali, A.R. Draeger, T. Dreyer, E. Garutti, D. Gonzalez, J. Haller, M. Hoffmann, A. Junkes, R. Klanner, R. Kogler, N. Kovalchuk, T. Lapsien, T. Lenz, I. Marchesini, D. Marconi, M. Meyer, M. Niedziela, D. Nowatschin, F. Pantaleo¹⁵, T. Peiffer, A. Perieanu, J. Poehlsen, C. Sander, C. Scharf, P. Schleper, A. Schmidt, S. Schumann, J. Schwandt, H. Stadie, G. Steinbrück, F.M. Stober, M. Stöver, H. Tholen, D. Troendle, E. Usai, L. Vanelderen, A. Vanhoefer, B. Vormwald

Institut für Experimentelle Kernphysik, Karlsruhe, Germany

M. Akbiyik, C. Barth, S. Baur, C. Baus, J. Berger, E. Butz, R. Caspart, T. Chwalek, F. Colombo, W. De Boer, A. Dierlamm, S. Fink, B. Freund, R. Friese, M. Giffels, A. Gilbert, P. Goldenzweig, D. Haitz, F. Hartmann¹⁵, S.M. Heindl, U. Husemann, I. Katkov¹⁴, S. Kudella, P. Lobelle Pardo, H. Mildner, M.U. Mozer, Th. Müller, M. Plagge, G. Quast, K. Rabbertz, S. Röcker, F. Roscher, M. Schröder, I. Shvetsov, G. Sieber, H.J. Simonis, R. Ulrich, J. Wagner-Kuhr, S. Wayand, M. Weber, T. Weiler, S. Williamson, C. Wöhrmann, R. Wolf

Institute of Nuclear and Particle Physics (INPP), NCSR Demokritos, Aghia Paraskevi, Greece

G. Anagnostou, G. Daskalakis, T. Gerasis, V.A. Giakoumopoulou, A. Kyriakis, D. Loukas, I. Topsis-Giotis

National and Kapodistrian University of Athens, Athens, Greece

S. Kesisoglou, A. Panagiotou, N. Saoulidou, E. Tziaferi

University of Ioánnina, Ioánnina, Greece

I. Evangelou, G. Flouris, C. Foudas, P. Kokkas, N. Loukas, N. Manthos, I. Papadopoulos, E. Paradas

MTA-ELTE Lendület CMS Particle and Nuclear Physics Group, Eötvös Loránd University, Budapest, Hungary

N. Filipovic

Wigner Research Centre for Physics, Budapest, Hungary

G. Bencze, C. Hajdu, P. Hidas, D. Horvath¹⁹, F. Sikler, V. Veszpremi, G. Vesztergombi²⁰, A.J. Zsigmond

Institute of Nuclear Research ATOMKI, Debrecen, Hungary

N. Beni, S. Czellar, J. Karancsi²¹, A. Makovec, J. Molnar, Z. Szillasi

Institute of Physics, University of Debrecen

M. Bartók²⁰, P. Raics, Z.L. Trocsanyi, B. Ujvari

National Institute of Science Education and Research, Bhubaneswar, India

S. Bahinipati, S. Choudhury²², P. Mal, K. Mandal, A. Nayak²³, D.K. Sahoo, N. Sahoo, S.K. Swain

Panjab University, Chandigarh, India

S. Bansal, S.B. Beri, V. Bhatnagar, R. Chawla, U. Bhawandeep, A.K. Kalsi, A. Kaur, M. Kaur, R. Kumar, P. Kumari, A. Mehta, M. Mittal, J.B. Singh, G. Walia

University of Delhi, Delhi, India

Ashok Kumar, A. Bhardwaj, B.C. Choudhary, R.B. Garg, S. Keshri, S. Malhotra, M. Naimuddin, N. Nishu, K. Ranjan, R. Sharma, V. Sharma

Saha Institute of Nuclear Physics, Kolkata, India

R. Bhattacharya, S. Bhattacharya, K. Chatterjee, S. Dey, S. Dutt, S. Dutta, S. Ghosh, N. Majumdar, A. Modak, K. Mondal, S. Mukhopadhyay, S. Nandan, A. Purohit, A. Roy, D. Roy, S. Roy Chowdhury, S. Sarkar, M. Sharan, S. Thakur

Indian Institute of Technology Madras, Madras, India

P.K. Behera

Bhabha Atomic Research Centre, Mumbai, India

R. Chudasama, D. Dutta, V. Jha, V. Kumar, A.K. Mohanty¹⁵, P.K. Netrakanti, L.M. Pant, P. Shukla, A. Topkar

Tata Institute of Fundamental Research-A, Mumbai, India

T. Aziz, S. Dugad, G. Kole, B. Mahakud, S. Mitra, G.B. Mohanty, B. Parida, N. Sur, B. Sutar

Tata Institute of Fundamental Research-B, Mumbai, India

S. Banerjee, S. Bhowmik²⁴, R.K. Dewanjee, S. Ganguly, M. Guchait, Sa. Jain, S. Kumar, M. Maity²⁴, G. Majumder, K. Mazumdar, T. Sarkar²⁴, N. Wickramage²⁵

Indian Institute of Science Education and Research (IISER), Pune, India

S. Chauhan, S. Dube, V. Hegde, A. Kapoor, K. Kothekar, S. Pandey, A. Rane, S. Sharma

Institute for Research in Fundamental Sciences (IPM), Tehran, Iran

H. Behnamian, S. Chenarani²⁶, E. Eskandari Tadavani, S.M. Etesami²⁶, A. Fahim²⁷, M. Khakzad, M. Mohammadi Najafabadi, M. Naseri, S. Paktinat Mehdiabadi²⁸, F. Rezaei Hosseinabadi, B. Safarzadeh²⁹, M. Zeinali

University College Dublin, Dublin, Ireland

M. Felcini, M. Grunewald

INFN Sezione di Bari ^a, Università di Bari ^b, Politecnico di Bari ^c, Bari, Italy

M. Abbrescia^{a,b}, C. Calabria^{a,b}, C. Caputo^{a,b}, A. Colaleo^a, D. Creanza^{a,c}, L. Cristella^{a,b}, N. De Filippis^{a,c}, M. De Palma^{a,b}, L. Fiore^a, G. Iaselli^{a,c}, G. Maggi^{a,c}, M. Maggi^a, G. Miniello^{a,b}, S. My^{a,b}, S. Nuzzo^{a,b}, A. Pompili^{a,b}, G. Pugliese^{a,c}, R. Radogna^{a,b}, A. Ranieri^a, G. Selvaggi^{a,b}, L. Silvestris^{a,15}, R. Venditti^{a,b}, P. Verwilligen^a

INFN Sezione di Bologna ^a, Università di Bologna ^b, Bologna, Italy

G. Abbiendi^a, C. Battilana, D. Bonacorsi^{a,b}, S. Braibant-Giacomelli^{a,b}, L. Brigliadori^{a,b}, R. Campanini^{a,b}, P. Capiluppi^{a,b}, A. Castro^{a,b}, F.R. Cavallo^a, S.S. Chhibra^{a,b}, G. Codispoti^{a,b}, M. Cuffiani^{a,b}, G.M. Dallavalle^a, F. Fabbri^a, A. Fanfani^{a,b}, D. Fasanella^{a,b}, P. Giacomelli^a, C. Grandi^a, L. Guiducci^{a,b}, S. Marcellini^a, G. Masetti^a, A. Montanari^a, F.L. Navarria^{a,b}, A. Perrotta^a, A.M. Rossi^{a,b}, T. Rovelli^{a,b}, G.P. Siroli^{a,b}, N. Tosi^{a,b,15}

INFN Sezione di Catania ^a, Università di Catania ^b, Catania, Italy

S. Albergo^{a,b}, M. Chiorboli^{a,b}, S. Costa^{a,b}, A. Di Mattia^a, F. Giordano^{a,b}, R. Potenza^{a,b}, A. Tricomi^{a,b}, C. Tuve^{a,b}

INFN Sezione di Firenze ^a, Università di Firenze ^b, Firenze, Italy

G. Barbagli^a, V. Ciulli^{a,b}, C. Civinini^a, R. D'Alessandro^{a,b}, E. Focardi^{a,b}, V. Gori^{a,b}, P. Lenzi^{a,b}, M. Meschini^a, S. Paoletti^a, G. Sguazzoni^a, L. Viliani^{a,b,15}

INFN Laboratori Nazionali di Frascati, Frascati, ItalyL. Benussi, S. Bianco, F. Fabbri, D. Piccolo, F. Primavera¹⁵**INFN Sezione di Genova ^a, Università di Genova ^b, Genova, Italy**V. Calvelli^{a,b}, F. Ferro^a, M. Lo Vetere^{a,b}, M.R. Monge^{a,b}, E. Robutti^a, S. Tosi^{a,b}**INFN Sezione di Milano-Bicocca ^a, Università di Milano-Bicocca ^b, Milano, Italy**L. Brianza¹⁵, M.E. Dinardo^{a,b}, S. Fiorendi^{a,b}, S. Gennai^a, A. Ghezzi^{a,b}, P. Govoni^{a,b}, M. Malberti, S. Malvezzi^a, R.A. Manzoni^{a,b,15}, D. Menasce^a, L. Moroni^a, M. Paganoni^{a,b}, D. Pedrini^a, S. Pigazzini, S. Ragazzi^{a,b}, T. Tabarelli de Fatis^{a,b}**INFN Sezione di Napoli ^a, Università di Napoli 'Federico II' ^b, Napoli, Italy, Università della Basilicata ^c, Potenza, Italy, Università G. Marconi ^d, Roma, Italy**S. Buontempo^a, N. Cavallo^{a,c}, G. De Nardo, S. Di Guida^{a,d,15}, M. Esposito^{a,b}, F. Fabozzi^{a,c}, F. Fienga^{a,b}, A.O.M. Iorio^{a,b}, G. Lanza^a, L. Lista^a, S. Meola^{a,d,15}, P. Paolucci^{a,15}, C. Sciacca^{a,b}, F. Thyssen**INFN Sezione di Padova ^a, Università di Padova ^b, Padova, Italy, Università di Trento ^c, Trento, Italy**P. Azzi^{a,15}, N. Bacchetta^a, L. Benato^{a,b}, D. Bisello^{a,b}, A. Boletti^{a,b}, R. Carlin^{a,b}, A. Carvalho Antunes De Oliveira^{a,b}, P. Checchia^a, M. Dall'Osso^{a,b}, P. De Castro Manzano^a, T. Dorigo^a, U. Dosselli^a, F. Gasparini^{a,b}, U. Gasparini^{a,b}, A. Gozzelino^a, S. Lacaprara^a, M. Margoni^{a,b}, A.T. Meneguzzo^{a,b}, J. Pazzini^{a,b}, N. Pozzobon^{a,b}, P. Ronchese^{a,b}, F. Simonetto^{a,b}, E. Torassa^a, M. Zanetti, P. Zotto^{a,b}, G. Zumerle^{a,b}**INFN Sezione di Pavia ^a, Università di Pavia ^b, Pavia, Italy**A. Braghieri^a, A. Magnani^{a,b}, P. Montagna^{a,b}, S.P. Ratti^{a,b}, V. Re^a, C. Riccardi^{a,b}, P. Salvini^a, I. Vai^{a,b}, P. Vitulo^{a,b}**INFN Sezione di Perugia ^a, Università di Perugia ^b, Perugia, Italy**L. Alunni Solestizi^{a,b}, G.M. Bilei^a, D. Ciangottini^{a,b}, L. Fanò^{a,b}, P. Lariccia^{a,b}, R. Leonardi^{a,b}, G. Mantovani^{a,b}, M. Menichelli^a, A. Saha^a, A. Santocchia^{a,b}**INFN Sezione di Pisa ^a, Università di Pisa ^b, Scuola Normale Superiore di Pisa ^c, Pisa, Italy**K. Androsov^{a,30}, P. Azzurri^{a,15}, G. Bagliesi^a, J. Bernardini^a, T. Boccali^a, R. Castaldi^a, M.A. Ciocci^{a,30}, R. Dell'Orso^a, S. Donato^{a,c}, G. Fedi, A. Giassi^a, M.T. Grippo^{a,30}, F. Ligabue^{a,c}, T. Lomtadze^a, L. Martini^{a,b}, A. Messineo^{a,b}, F. Palla^a, A. Rizzi^{a,b}, A. Savoy-Navarro^{a,31}, P. Spagnolo^a, R. Tenchini^a, G. Tonelli^{a,b}, A. Venturi^a, P.G. Verdini^a**INFN Sezione di Roma ^a, Università di Roma ^b, Roma, Italy**L. Barone^{a,b}, F. Cavallari^a, M. Cipriani^{a,b}, D. Del Re^{a,b,15}, M. Diemoz^a, S. Gelli^{a,b}, E. Longo^{a,b}, F. Margaroli^{a,b}, B. Marzocchi^{a,b}, P. Meridiani^a, G. Organtini^{a,b}, R. Paramatti^a, F. Preiato^{a,b}, S. Rahatlou^{a,b}, C. Rovelli^a, F. Santanastasio^{a,b}**INFN Sezione di Torino ^a, Università di Torino ^b, Torino, Italy, Università del Piemonte Orientale ^c, Novara, Italy**N. Amapane^{a,b}, R. Arcidiacono^{a,c,15}, S. Argiro^{a,b}, M. Arneodo^{a,c}, N. Bartosik^a, R. Bellan^{a,b}, C. Biino^a, N. Cartiglia^a, F. Cenna^{a,b}, M. Costa^{a,b}, R. Covarelli^{a,b}, A. Degano^{a,b}, N. Demaria^a, L. Finco^{a,b}, B. Kiani^{a,b}, C. Mariotti^a, S. Maselli^a, E. Migliore^{a,b}, V. Monaco^{a,b}, E. Monteil^{a,b}, M.M. Obertino^{a,b}, L. Pacher^{a,b}, N. Pastrone^a, M. Pelliccioni^a, G.L. Pinna Angioni^{a,b}, F. Ravera^{a,b}, A. Romero^{a,b}, M. Ruspa^{a,c}, R. Sacchi^{a,b}, K. Shchelina^{a,b}, V. Sola^a, A. Solano^{a,b}, A. Staiano^a, P. Traczyk^{a,b}

INFN Sezione di Trieste ^a, Università di Trieste ^b, Trieste, Italy

S. Belforte^a, M. Casarsa^a, F. Cossutti^a, G. Della Ricca^{a,b}, A. Zanetti^a

Kyungpook National University, Daegu, Korea

D.H. Kim, G.N. Kim, M.S. Kim, S. Lee, S.W. Lee, Y.D. Oh, S. Sekmen, D.C. Son, Y.C. Yang

Chonbuk National University, Jeonju, Korea

A. Lee

Chonnam National University, Institute for Universe and Elementary Particles, Kwangju, Korea

H. Kim

Hanyang University, Seoul, Korea

J.A. Brochero Cifuentes, T.J. Kim

Korea University, Seoul, Korea

S. Cho, S. Choi, Y. Go, D. Gyun, S. Ha, B. Hong, Y. Jo, Y. Kim, B. Lee, K. Lee, K.S. Lee, S. Lee, J. Lim, S.K. Park, Y. Roh

Seoul National University, Seoul, Korea

J. Almond, J. Kim, H. Lee, S.B. Oh, B.C. Radburn-Smith, S.h. Seo, U.K. Yang, H.D. Yoo, G.B. Yu

University of Seoul, Seoul, Korea

M. Choi, H. Kim, J.H. Kim, J.S.H. Lee, I.C. Park, G. Ryu, M.S. Ryu

Sungkyunkwan University, Suwon, Korea

Y. Choi, J. Goh, C. Hwang, J. Lee, I. Yu

Vilnius University, Vilnius, Lithuania

V. Dudenas, A. Juodagalvis, J. Vaitkus

National Centre for Particle Physics, Universiti Malaya, Kuala Lumpur, Malaysia

I. Ahmed, Z.A. Ibrahim, J.R. Komaragiri, M.A.B. Md Ali³², F. Mohamad Idris³³, W.A.T. Wan Abdullah, M.N. Yusli, Z. Zolkapli

Centro de Investigacion y de Estudios Avanzados del IPN, Mexico City, Mexico

H. Castilla-Valdez, E. De La Cruz-Burelo, I. Heredia-De La Cruz³⁴, A. Hernandez-Almada, R. Lopez-Fernandez, R. Magaña Villalba, J. Mejia Guisao, A. Sanchez-Hernandez

Universidad Iberoamericana, Mexico City, Mexico

S. Carrillo Moreno, C. Oropeza Barrera, F. Vazquez Valencia

Benemerita Universidad Autonoma de Puebla, Puebla, Mexico

S. Carpinteyro, I. Pedraza, H.A. Salazar Ibarguen, C. Uribe Estrada

Universidad Autónoma de San Luis Potosí, San Luis Potosí, Mexico

A. Morelos Pineda

University of Auckland, Auckland, New Zealand

D. Krofcheck

University of Canterbury, Christchurch, New Zealand

P.H. Butler

National Centre for Physics, Quaid-I-Azam University, Islamabad, Pakistan

A. Ahmad, M. Ahmad, Q. Hassan, H.R. Hoorani, W.A. Khan, A. Saddique, M.A. Shah, M. Shoaib, M. Waqas

National Centre for Nuclear Research, Swierk, Poland

H. Bialkowska, M. Bluj, B. Boimska, T. Frueboes, M. Górski, M. Kazana, K. Nawrocki, K. Romanowska-Rybinska, M. Szleper, P. Zalewski

Institute of Experimental Physics, Faculty of Physics, University of Warsaw, Warsaw, Poland

K. Bunkowski, A. Byszuk³⁵, K. Doroba, A. Kalinowski, M. Konecki, J. Krolikowski, M. Misiura, M. Olszewski, M. Walczak

Laboratório de Instrumentação e Física Experimental de Partículas, Lisboa, Portugal

P. Bargassa, C. Beirão Da Cruz E Silva, A. Di Francesco, P. Faccioli, P.G. Ferreira Parracho, M. Gallinaro, J. Hollar, N. Leonardo, L. Lloret Iglesias, M.V. Nemallapudi, J. Rodrigues Antunes, J. Seixas, O. Toldaiev, D. Vadrucchio, J. Varela, P. Vischia

Joint Institute for Nuclear Research, Dubna, Russia

V. Alexakhin, I. Golutvin, I. Gorbunov, A. Kamenev, V. Karjavin, G. Kozlov, A. Lanev, A. Malakhov, V. Matveev^{36,37}, V. Palichik, V. Perelygin, M. Savina, S. Shmatov, S. Shulha, N. Skatchkov, V. Smirnov, N. Voytishin, A. Zarubin

Petersburg Nuclear Physics Institute, Gatchina (St. Petersburg), Russia

L. Chtchypounov, V. Golovtsov, Y. Ivanov, V. Kim³⁸, E. Kuznetsova³⁹, V. Murzin, V. Oreshkin, V. Sulimov, A. Vorobyev

Institute for Nuclear Research, Moscow, Russia

Yu. Andreev, A. Dermenev, S. Gninenko, N. Golubev, A. Karneyeu, M. Kirsanov, N. Krasnikov, A. Pashenkov, D. Tlisov, A. Toropin

Institute for Theoretical and Experimental Physics, Moscow, Russia

V. Epshteyn, V. Gavrilov, N. Lychkovskaya, V. Popov, I. Pozdnyakov, G. Safronov, A. Spiridonov, M. Toms, E. Vlasov, A. Zhokin

Moscow Institute of Physics and Technology, Moscow, Russia

A. Bylinkin³⁷

National Research Nuclear University 'Moscow Engineering Physics Institute' (MEPhI), Moscow, Russia

M. Chadeeva⁴⁰, O. Markin, E. Tarkovskii

P.N. Lebedev Physical Institute, Moscow, Russia

V. Andreev, M. Azarkin³⁷, I. Dremin³⁷, M. Kirakosyan, A. Leonidov³⁷, S.V. Rusakov, A. Terkulov

Skobeltsyn Institute of Nuclear Physics, Lomonosov Moscow State University, Moscow, Russia

A. Baskakov, A. Belyaev, E. Boos, M. Dubinin⁴¹, L. Dudko, A. Ershov, A. Gribushin, V. Klyukhin, O. Kodolova, I. Lokhtin, I. Miagkov, S. Obraztsov, S. Petrushanko, V. Savrin, A. Snigirev

Novosibirsk State University (NSU), Novosibirsk, Russia

V. Blinov⁴², Y.Skovpen⁴², D. Shtol⁴²

State Research Center of Russian Federation, Institute for High Energy Physics, Protvino, Russia

I. Azhgirey, I. Bayshev, S. Bitioukov, D. Elumakhov, V. Kachanov, A. Kalinin, D. Konstantinov, V. Krychkin, V. Petrov, R. Ryutin, A. Sobol, S. Troshin, N. Tyurin, A. Uzunian, A. Volkov

University of Belgrade, Faculty of Physics and Vinca Institute of Nuclear Sciences, Belgrade, Serbia

P. Adzic⁴³, P. Cirkovic, D. Devetak, M. Dordevic, J. Milosevic, V. Rekovic

Centro de Investigaciones Energéticas Medioambientales y Tecnológicas (CIEMAT), Madrid, Spain

J. Alcaraz Maestre, M. Barrio Luna, E. Calvo, M. Cerrada, M. Chamizo Llatas, N. Colino, B. De La Cruz, A. Delgado Peris, A. Escalante Del Valle, C. Fernandez Bedoya, J.P. Fernández Ramos, J. Flix, M.C. Fouz, P. Garcia-Abia, O. Gonzalez Lopez, S. Goy Lopez, J.M. Hernandez, M.I. Josa, E. Navarro De Martino, A. Pérez-Calero Yzquierdo, J. Puerta Pelayo, A. Quintario Olmeda, I. Redondo, L. Romero, M.S. Soares

Universidad Autónoma de Madrid, Madrid, Spain

J.F. de Trocóniz, M. Missiroli, D. Moran

Universidad de Oviedo, Oviedo, Spain

J. Cuevas, J. Fernandez Menendez, I. Gonzalez Caballero, J.R. González Fernández, E. Palencia Cortezon, S. Sanchez Cruz, I. Suárez Andrés, J.M. Vizán Garcia

Instituto de Física de Cantabria (IFCA), CSIC-Universidad de Cantabria, Santander, Spain

I.J. Cabrillo, A. Calderon, J.R. Castiñeiras De Saa, E. Curras, M. Fernandez, J. Garcia-Ferrero, G. Gomez, A. Lopez Virto, J. Marco, C. Martinez Rivero, F. Matorras, J. Piedra Gomez, T. Rodrigo, A. Ruiz-Jimeno, L. Scodellaro, N. Trevisani, I. Vila, R. Vilar Cortabitarte

CERN, European Organization for Nuclear Research, Geneva, Switzerland

D. Abbaneo, E. Auffray, G. Auzinger, M. Bachtis, P. Baillon, A.H. Ball, D. Barney, P. Bloch, A. Bocci, A. Bonato, C. Botta, T. Camporesi, R. Castello, M. Cepeda, G. Cerminara, M. D'Alfonso, D. d'Enterria, A. Dabrowski, V. Daponte, A. David, M. De Gruttola, A. De Roeck, E. Di Marco⁴⁴, M. Dobson, B. Dorney, T. du Pree, D. Duggan, M. Dünser, N. Dupont, A. Elliott-Peisert, S. Fartoukh, G. Franzoni, J. Fulcher, W. Funk, D. Gigi, K. Gill, M. Girone, F. Glege, D. Gulhan, S. Gundacker, M. Guthoff, J. Hammer, P. Harris, J. Hegeman, V. Innocente, P. Janot, J. Kieseler, H. Kirschenmann, V. Knünz, A. Kornmayer¹⁵, M.J. Kortelainen, K. Kousouris, M. Krammer¹, C. Lange, P. Lecoq, C. Lourenço, M.T. Lucchini, L. Malgeri, M. Mannelli, A. Martelli, F. Meijers, J.A. Merlin, S. Mersi, E. Meschi, P. Milenov⁴⁵, F. Moortgat, S. Morovic, M. Mulders, H. Neugebauer, S. Orfanelli, L. Orsini, L. Pape, E. Perez, M. Peruzzi, A. Petrilli, G. Petrucciani, A. Pfeiffer, M. Pierini, A. Racz, T. Reis, G. Rolandi⁴⁶, M. Rovere, M. Ruan, H. Sakulin, J.B. Sauvan, C. Schäfer, C. Schwick, M. Seidel, A. Sharma, P. Silva, P. Sphicas⁴⁷, J. Steggemann, M. Stoye, Y. Takahashi, M. Tosi, D. Treille, A. Triossi, A. Tsirou, V. Veckalns⁴⁸, G.I. Veres²⁰, N. Wardle, H.K. Wöhri, A. Zagozdinska³⁵, W.D. Zeuner

Paul Scherrer Institut, Villigen, Switzerland

W. Bertl, K. Deiters, W. Erdmann, R. Horisberger, Q. Ingram, H.C. Kaestli, D. Kotlinski, U. Langenegger, T. Rohe

Institute for Particle Physics, ETH Zurich, Zurich, Switzerland

F. Bachmair, L. Bäni, L. Bianchini, B. Casal, G. Dissertori, M. Dittmar, M. Donegà, C. Grab, C. Heidegger, D. Hits, J. Hoss, G. Kasieczka, P. Lecomte[†], W. Lusterhmann, B. Mangano, M. Marionneau, P. Martinez Ruiz del Arbol, M. Masciovecchio, M.T. Meinhard, D. Meister, F. Micheli, P. Musella, F. Nessi-Tedaldi, F. Pandolfi, J. Pata, F. Pauss, G. Perrin, L. Perrozzi, M. Quittnat, M. Rossini, M. Schönenberger, A. Starodumov⁴⁹, V.R. Tavolaro, K. Theofilatos, R. Wallny

Universität Zürich, Zurich, Switzerland

T.K. Aarrestad, C. Amsler⁵⁰, L. Caminada, M.F. Canelli, A. De Cosa, C. Galloni, A. Hinzmann, T. Hreus, B. Kilminster, J. Ngadiuba, D. Pinna, G. Rauco, P. Robmann, D. Salerno, Y. Yang, A. Zucchetta

National Central University, Chung-Li, Taiwan

V. Candelise, T.H. Doan, Sh. Jain, R. Khurana, M. Konyushikhin, C.M. Kuo, W. Lin, Y.J. Lu, A. Pozdnyakov, S.S. Yu

National Taiwan University (NTU), Taipei, Taiwan

Arun Kumar, P. Chang, Y.H. Chang, Y.W. Chang, Y. Chao, K.F. Chen, P.H. Chen, C. Dietz, F. Fiori, W.-S. Hou, Y. Hsiung, Y.F. Liu, R.-S. Lu, M. Miñano Moya, E. Paganis, A. Psallidas, J.f. Tsai, Y.M. Tzeng

Chulalongkorn University, Faculty of Science, Department of Physics, Bangkok, Thailand

B. Asavapibhop, G. Singh, N. Srimanobhas, N. Suwonjandee

Cukurova University - Physics Department, Science and Art Faculty

A. Adiguzel, S. Cerci⁵¹, S. Damarseekin, Z.S. Demiroglu, C. Dozen, I. Dumanoglu, S. Girgis, G. Gokbulut, Y. Guler, I. Hos, E.E. Kangal⁵², O. Kara, A. Kayis Topaksu, U. Kiminsu, M. Oglakci, G. Onengut⁵³, K. Ozdemir⁵⁴, D. Sunar Cerci⁵¹, H. Topakli⁵⁵, S. Turkcapar, I.S. Zorbakir, C. Zorbilmez

Middle East Technical University, Physics Department, Ankara, Turkey

B. Bilin, S. Bilmis, B. Isildak⁵⁶, G. Karapinar⁵⁷, M. Yalvac, M. Zeyrek

Bogazici University, Istanbul, Turkey

E. Gülmez, M. Kaya⁵⁸, O. Kaya⁵⁹, E.A. Yetkin⁶⁰, T. Yetkin⁶¹

Istanbul Technical University, Istanbul, Turkey

A. Cakir, K. Cankocak, S. Sen⁶²

Institute for Scintillation Materials of National Academy of Science of Ukraine, Kharkov, Ukraine

B. Grynyov

National Scientific Center, Kharkov Institute of Physics and Technology, Kharkov, Ukraine

L. Levchuk, P. Sorokin

University of Bristol, Bristol, United Kingdom

R. Aggleton, F. Ball, L. Beck, J.J. Brooke, D. Burns, E. Clement, D. Cussans, H. Flacher, J. Goldstein, M. Grimes, G.P. Heath, H.F. Heath, J. Jacob, L. Kreczko, C. Lucas, D.M. Newbold⁶³, S. Paramesvaran, A. Poll, T. Sakuma, S. Seif El Nasr-storey, D. Smith, V.J. Smith

Rutherford Appleton Laboratory, Didcot, United Kingdom

K.W. Bell, A. Belyaev⁶⁴, C. Brew, R.M. Brown, L. Calligaris, D. Cieri, D.J.A. Cockerill, J.A. Coughlan, K. Harder, S. Harper, E. Olaiya, D. Petyt, C.H. Shepherd-Themistocleous, A. Thea, I.R. Tomalin, T. Williams

Imperial College, London, United Kingdom

M. Baber, R. Bainbridge, O. Buchmuller, A. Bundock, D. Burton, S. Casasso, M. Citron, D. Colling, L. Corpe, P. Dauncey, G. Davies, A. De Wit, M. Della Negra, R. Di Maria, P. Dunne, A. Elwood, D. Futyan, Y. Haddad, G. Hall, G. Iles, T. James, R. Lane, C. Laner, R. Lucas⁶³, L. Lyons, A.-M. Magnan, S. Malik, L. Mastrolorenzo, J. Nash, A. Nikitenko⁴⁹, J. Pela, B. Penning,

M. Pesaresi, D.M. Raymond, A. Richards, A. Rose, C. Seez, S. Summers, A. Tapper, K. Uchida, M. Vazquez Acosta⁶⁵, T. Virdee¹⁵, J. Wright, S.C. Zenz

Brunel University, Uxbridge, United Kingdom

J.E. Cole, P.R. Hobson, A. Khan, P. Kyberd, D. Leslie, I.D. Reid, P. Symonds, L. Teodorescu, M. Turner

Baylor University, Waco, USA

A. Borzou, K. Call, J. Dittmann, K. Hatakeyama, H. Liu, N. Pastika

The University of Alabama, Tuscaloosa, USA

O. Charaf, S.I. Cooper, C. Henderson, P. Rumerio, C. West

Boston University, Boston, USA

D. Arcaro, A. Avetisyan, T. Bose, D. Gastler, D. Rankin, C. Richardson, J. Rohlf, L. Sulak, D. Zou

Brown University, Providence, USA

G. Benelli, E. Berry, D. Cutts, A. Garabedian, J. Hakala, U. Heintz, J.M. Hogan, O. Jesus, K.H.M. Kwok, E. Laird, G. Landsberg, Z. Mao, M. Narain, S. Piperov, S. Sagir, E. Spencer, R. Syarif

University of California, Davis, Davis, USA

R. Breedon, G. Breto, D. Burns, M. Calderon De La Barca Sanchez, S. Chauhan, M. Chertok, J. Conway, R. Conway, P.T. Cox, R. Erbacher, C. Flores, G. Funk, M. Gardner, W. Ko, R. Lander, C. Mclean, M. Mulhearn, D. Pellett, J. Pilot, S. Shalhout, J. Smith, M. Squires, D. Stolp, M. Tripathi, S. Wilbur, R. Yohay

University of California, Los Angeles, USA

C. Bravo, R. Cousins, A. Dasgupta, P. Everaerts, A. Florent, J. Hauser, M. Ignatenko, N. Mccoll, D. Saltzberg, C. Schnaible, E. Takasugi, V. Valuev, M. Weber

University of California, Riverside, Riverside, USA

K. Burt, R. Clare, J. Ellison, J.W. Gary, S.M.A. Ghiasi Shirazi, G. Hanson, J. Heilman, P. Jandir, E. Kennedy, F. Lacroix, O.R. Long, M. Olmedo Negrete, M.I. Paneva, A. Shrinivas, W. Si, H. Wei, S. Wimpenny, B. R. Yates

University of California, San Diego, La Jolla, USA

J.G. Branson, G.B. Cerati, S. Cittolin, M. Derdzinski, R. Gerosa, A. Holzner, D. Klein, V. Krutelyov, J. Letts, I. Macneill, D. Olivito, S. Padhi, M. Pieri, M. Sani, V. Sharma, S. Simon, M. Tadel, A. Vartak, S. Wasserbaech⁶⁶, C. Welke, J. Wood, F. Würthwein, A. Yagil, G. Zevi Della Porta

University of California, Santa Barbara - Department of Physics, Santa Barbara, USA

N. Amin, R. Bhandari, J. Bradmiller-Feld, C. Campagnari, A. Dishaw, V. Dutta, K. Flowers, M. Franco Sevilla, P. Geffert, C. George, F. Golf, L. Gouskos, J. Gran, R. Heller, J. Incandela, S.D. Mullin, A. Ovcharova, J. Richman, D. Stuart, I. Suarez, J. Yoo

California Institute of Technology, Pasadena, USA

D. Anderson, A. Apresyan, J. Bendavid, A. Bornheim, J. Bunn, Y. Chen, J. Duarte, J.M. Lawhorn, A. Mott, H.B. Newman, C. Pena, M. Spiropulu, J.R. Vlimant, S. Xie, R.Y. Zhu

Carnegie Mellon University, Pittsburgh, USA

M.B. Andrews, V. Azzolini, T. Ferguson, M. Paulini, J. Russ, M. Sun, H. Vogel, I. Vorobiev, M. Weinberg

University of Colorado Boulder, Boulder, USA

J.P. Cumalat, W.T. Ford, F. Jensen, A. Johnson, M. Krohn, T. Mulholland, K. Stenson, S.R. Wagner

Cornell University, Ithaca, USA

J. Alexander, J. Chaves, J. Chu, S. Dittmer, K. McDermott, N. Mirman, G. Nicolas Kaufman, J.R. Patterson, A. Rinkevicius, A. Ryd, L. Skinnari, L. Soffi, S.M. Tan, Z. Tao, J. Thom, J. Tucker, P. Wittich, M. Zientek

Fairfield University, Fairfield, USA

D. Winn

Fermi National Accelerator Laboratory, Batavia, USA

S. Abdullin, M. Albrow, G. Apollinari, S. Banerjee, L.A.T. Bauerdick, A. Beretvas, J. Berryhill, P.C. Bhat, G. Bolla, K. Burkett, J.N. Butler, H.W.K. Cheung, F. Chlebana, S. Cihangir[†], M. Cremonesi, V.D. Elvira, I. Fisk, J. Freeman, E. Gottschalk, L. Gray, D. Green, S. Grünendahl, O. Gutsche, D. Hare, R.M. Harris, S. Hasegawa, J. Hirschauer, Z. Hu, B. Jayatilaka, S. Jindariani, M. Johnson, U. Joshi, B. Klima, B. Kreis, S. Lammel, J. Linacre, D. Lincoln, R. Lipton, M. Liu, T. Liu, R. Lopes De Sá, J. Lykken, K. Maeshima, N. Magini, J.M. Marraffino, S. Maruyama, D. Mason, P. McBride, P. Merkel, S. Mrenna, S. Nahn, C. Newman-Holmes[†], V. O'Dell, K. Pedro, O. Prokofyev, G. Rakness, L. Ristori, E. Sexton-Kennedy, A. Soha, W.J. Spalding, L. Spiegel, S. Stoynev, J. Strait, N. Strobbe, L. Taylor, S. Tkaczyk, N.V. Tran, L. Uplegger, E.W. Vaandering, C. Vernieri, M. Verzocchi, R. Vidal, M. Wang, H.A. Weber, A. Whitbeck, Y. Wu

University of Florida, Gainesville, USA

D. Acosta, P. Avery, P. Bortignon, D. Bourilkov, A. Brinkerhoff, A. Carnes, M. Carver, D. Curry, S. Das, R.D. Field, I.K. Furic, J. Konigsberg, A. Korytov, J.F. Low, P. Ma, K. Matchev, H. Mei, G. Mitselmakher, D. Rank, L. Shchutska, D. Sperka, L. Thomas, J. Wang, S. Wang, J. Yelton

Florida International University, Miami, USA

S. Linn, P. Markowitz, G. Martinez, J.L. Rodriguez

Florida State University, Tallahassee, USA

A. Ackert, J.R. Adams, T. Adams, A. Askew, S. Bein, B. Diamond, S. Hagopian, V. Hagopian, K.F. Johnson, A. Khatiwada, H. Prosper, A. Santra

Florida Institute of Technology, Melbourne, USA

M.M. Baarmand, V. Bhopatkar, S. Colafranceschi⁶⁷, M. Hohlmann, D. Noonan, T. Roy, F. Yumiceva

University of Illinois at Chicago (UIC), Chicago, USA

M.R. Adams, L. Apanasevich, D. Berry, R.R. Betts, I. Bucinskaite, R. Cavanaugh, O. Evdokimov, L. Gauthier, C.E. Gerber, D.J. Hofman, K. Jung, P. Kurt, C. O'Brien, I.D. Sandoval Gonzalez, P. Turner, N. Varelas, H. Wang, Z. Wu, M. Zakaria, J. Zhang

The University of Iowa, Iowa City, USA

B. Bilki⁶⁸, W. Clarida, K. Dilsiz, S. Durgut, R.P. Gandrajula, M. Haytmyradov, V. Khristenko, J.-P. Merlo, H. Mermerkaya⁶⁹, A. Mestvirishvili, A. Moeller, J. Nachtman, H. Ogul, Y. Onel, F. Ozok⁷⁰, A. Penzo, C. Snyder, E. Tiras, J. Wetzel, K. Yi

Johns Hopkins University, Baltimore, USA

I. Anderson, B. Blumenfeld, A. Cocoros, N. Eminizer, D. Fehling, L. Feng, A.V. Gritsan, P. Maksimovic, C. Martin, M. Osherson, J. Roskes, U. Sarica, M. Swartz, M. Xiao, Y. Xin, C. You

The University of Kansas, Lawrence, USA

A. Al-bataineh, P. Baringer, A. Bean, S. Boren, J. Bowen, C. Bruner, J. Castle, L. Forthomme, R.P. Kenny III, S. Khalil, A. Kropivnitskaya, D. Majumder, W. Mcbrayer, M. Murray, S. Sanders, R. Stringer, J.D. Tapia Takaki, Q. Wang

Kansas State University, Manhattan, USA

A. Ivanov, K. Kaadze, Y. Maravin, A. Mohammadi, L.K. Saini, N. Skhirtladze, S. Toda

Lawrence Livermore National Laboratory, Livermore, USA

F. Rebassoo, D. Wright

University of Maryland, College Park, USA

C. Anelli, A. Baden, O. Baron, A. Belloni, B. Calvert, S.C. Eno, C. Ferraioli, J.A. Gomez, N.J. Hadley, S. Jabeen, R.G. Kellogg, T. Kolberg, J. Kunkle, Y. Lu, A.C. Mignerey, F. Ricci-Tam, Y.H. Shin, A. Skuja, M.B. Tonjes, S.C. Tonwar

Massachusetts Institute of Technology, Cambridge, USA

D. Abercrombie, B. Allen, A. Apyan, R. Barbieri, A. Baty, R. Bi, K. Bierwagen, S. Brandt, W. Busza, I.A. Cali, Z. Demiragli, L. Di Matteo, G. Gomez Ceballos, M. Goncharov, D. Hsu, Y. Iiyama, G.M. Innocenti, M. Klute, D. Kovalskyi, K. Krajczar, Y.S. Lai, Y.-J. Lee, A. Levin, P.D. Luckey, B. Maier, A.C. Marini, C. McGinn, C. Mironov, S. Narayanan, X. Niu, C. Paus, C. Roland, G. Roland, J. Salfeld-Nebgen, G.S.F. Stephans, K. Sumorok, K. Tatar, M. Varma, D. Velicanu, J. Veverka, J. Wang, T.W. Wang, B. Wyslouch, M. Yang, V. Zhukova

University of Minnesota, Minneapolis, USA

A.C. Benvenuti, R.M. Chatterjee, A. Evans, A. Finkel, A. Gude, P. Hansen, S. Kalafut, S.C. Kao, Y. Kubota, Z. Lesko, J. Mans, S. Nourbakhsh, N. Ruckstuhl, R. Rusack, N. Tambe, J. Turkewitz

University of Mississippi, Oxford, USA

J.G. Acosta, S. Oliveros

University of Nebraska-Lincoln, Lincoln, USA

E. Avdeeva, R. Bartek, K. Bloom, D.R. Claes, A. Dominguez⁷¹, C. Fangmeier, R. Gonzalez Suarez, R. Kamalieddin, I. Kravchenko, A. Malta Rodrigues, F. Meier, J. Monroy, J.E. Siado, G.R. Snow, B. Stieger

State University of New York at Buffalo, Buffalo, USA

M. Alyari, J. Dolen, J. George, A. Godshalk, C. Harrington, I. Iashvili, J. Kaisen, A. Kharchilava, A. Kumar, A. Parker, S. Rappoccio, B. Roozbahani

Northeastern University, Boston, USA

G. Alverson, E. Barberis, A. Hortiangtham, A. Massironi, D.M. Morse, D. Nash, T. Orimoto, R. Teixeira De Lima, D. Trocino, R.-J. Wang, D. Wood

Northwestern University, Evanston, USA

S. Bhattacharya, K.A. Hahn, A. Kubik, A. Kumar, N. Mucia, N. Odell, B. Pollack, M.H. Schmitt, K. Sung, M. Trovato, M. Velasco

University of Notre Dame, Notre Dame, USA

N. Dev, M. Hildreth, K. Hurtado Anampa, C. Jessop, D.J. Karmgard, N. Kellams, K. Lannon, N. Marinelli, F. Meng, C. Mueller, Y. Musienko³⁶, M. Planer, A. Reinsvold, R. Ruchti, G. Smith, S. Taroni, M. Wayne, M. Wolf, A. Woodard

The Ohio State University, Columbus, USA

J. Alimena, L. Antonelli, J. Brinson, B. Bylsma, L.S. Durkin, S. Flowers, B. Francis, A. Hart, C. Hill, R. Hughes, W. Ji, B. Liu, W. Luo, D. Puigh, B.L. Winer, H.W. Wulsin

Princeton University, Princeton, USA

S. Cooperstein, O. Driga, P. Elmer, J. Hardenbrook, P. Hebda, D. Lange, J. Luo, D. Marlow, J. Mc Donald, T. Medvedeva, K. Mei, M. Mooney, J. Olsen, C. Palmer, P. Piroué, D. Stickland, A. Svyatkovskiy, C. Tully, A. Zuranski

University of Puerto Rico, Mayaguez, USA

S. Malik

Purdue University, West Lafayette, USA

A. Barker, V.E. Barnes, S. Folgueras, L. Gutay, M.K. Jha, M. Jones, A.W. Jung, D.H. Miller, N. Neumeister, J.F. Schulte, X. Shi, J. Sun, F. Wang, W. Xie, L. Xu

Purdue University Calumet, Hammond, USA

N. Parashar, J. Stupak

Rice University, Houston, USA

A. Adair, B. Akgun, Z. Chen, K.M. Ecklund, F.J.M. Geurts, M. Guilbaud, W. Li, B. Michlin, M. Northup, B.P. Padley, R. Redjimi, J. Roberts, J. Rorie, Z. Tu, J. Zabel

University of Rochester, Rochester, USA

B. Betchart, A. Bodek, P. de Barbaro, R. Demina, Y.t. Duh, T. Ferbel, M. Galanti, A. Garcia-Bellido, J. Han, O. Hindrichs, A. Khukhunaishvili, K.H. Lo, P. Tan, M. Verzetti

Rutgers, The State University of New Jersey, Piscataway, USA

A. Agapitos, J.P. Chou, E. Contreras-Campana, Y. Gershtein, T.A. Gómez Espinosa, E. Halkiadakis, M. Heindl, D. Hidas, E. Hughes, S. Kaplan, R. Kunnawalkam Elayavalli, S. Kyriacou, A. Lath, K. Nash, H. Saka, S. Salur, S. Schnetzer, D. Sheffield, S. Somalwar, R. Stone, S. Thomas, P. Thomassen, M. Walker

University of Tennessee, Knoxville, USA

A.G. Delannoy, M. Foerster, J. Heideman, G. Riley, K. Rose, S. Spanier, K. Thapa

Texas A&M University, College Station, USA

O. Bouhali⁷², A. Celik, M. Dalchenko, M. De Mattia, A. Delgado, S. Dildick, R. Eusebi, J. Gilmore, T. Huang, E. Juska, T. Kamon⁷³, R. Mueller, Y. Pakhotin, R. Patel, A. Perloff, L. Perniè, D. Rathjens, A. Rose, A. Safonov, A. Tatarinov, K.A. Ulmer

Texas Tech University, Lubbock, USA

N. Akchurin, C. Cowden, J. Damgov, F. De Guio, C. Dragoiu, P.R. Duderu, J. Faulkner, E. Gурpinar, S. Kunori, K. Lamichhane, S.W. Lee, T. Libeiro, T. Peltola, S. Undleeb, I. Volobouev, Z. Wang

Vanderbilt University, Nashville, USA

S. Greene, A. Gurrola, R. Janjam, W. Johns, C. Maguire, A. Melo, H. Ni, P. Sheldon, S. Tuo, J. Velkovska, Q. Xu

University of Virginia, Charlottesville, USA

M.W. Arenton, P. Barria, B. Cox, J. Goodell, R. Hirosky, A. Ledovskoy, H. Li, C. Neu, T. Sinthuprasith, X. Sun, Y. Wang, E. Wolfe, F. Xia

Wayne State University, Detroit, USA

C. Clarke, R. Harr, P.E. Karchin, J. Sturdy

University of Wisconsin - Madison, Madison, WI, USA

D.A. Belknap, C. Caillol, S. Dasu, L. Dodd, S. Duric, B. Gomber, M. Grothe, M. Herndon, A. Hervé, P. Klabbers, A. Lanaro, A. Levine, K. Long, R. Loveless, I. Ojalvo, T. Perry, G.A. Pierro, G. Polese, T. Ruggles, A. Savin, N. Smith, W.H. Smith, D. Taylor, N. Woods

†: Deceased

- 1: Also at Vienna University of Technology, Vienna, Austria
- 2: Also at State Key Laboratory of Nuclear Physics and Technology, Peking University, Beijing, China
- 3: Also at Institut Pluridisciplinaire Hubert Curien (IPHC), Université de Strasbourg, CNRS/IN2P3, Strasbourg, France
- 4: Also at Universidade Estadual de Campinas, Campinas, Brazil
- 5: Also at Universidade Federal de Pelotas, Pelotas, Brazil
- 6: Also at Université Libre de Bruxelles, Bruxelles, Belgium
- 7: Also at Deutsches Elektronen-Synchrotron, Hamburg, Germany
- 8: Also at Joint Institute for Nuclear Research, Dubna, Russia
- 9: Also at Suez University, Suez, Egypt
- 10: Now at British University in Egypt, Cairo, Egypt
- 11: Also at Ain Shams University, Cairo, Egypt
- 12: Also at Zewail City of Science and Technology, Zewail, Egypt
- 13: Also at Université de Haute Alsace, Mulhouse, France
- 14: Also at Skobeltsyn Institute of Nuclear Physics, Lomonosov Moscow State University, Moscow, Russia
- 15: Also at CERN, European Organization for Nuclear Research, Geneva, Switzerland
- 16: Also at RWTH Aachen University, III. Physikalisches Institut A, Aachen, Germany
- 17: Also at University of Hamburg, Hamburg, Germany
- 18: Also at Brandenburg University of Technology, Cottbus, Germany
- 19: Also at Institute of Nuclear Research ATOMKI, Debrecen, Hungary
- 20: Also at MTA-ELTE Lendület CMS Particle and Nuclear Physics Group, Eötvös Loránd University, Budapest, Hungary
- 21: Also at Institute of Physics, University of Debrecen, Debrecen, Hungary
- 22: Also at Indian Institute of Science Education and Research, Bhopal, India
- 23: Also at Institute of Physics, Bhubaneswar, India
- 24: Also at University of Visva-Bharati, Santiniketan, India
- 25: Also at University of Ruhuna, Matara, Sri Lanka
- 26: Also at Isfahan University of Technology, Isfahan, Iran
- 27: Also at University of Tehran, Department of Engineering Science, Tehran, Iran
- 28: Also at Yazd University, Yazd, Iran
- 29: Also at Plasma Physics Research Center, Science and Research Branch, Islamic Azad University, Tehran, Iran
- 30: Also at Università degli Studi di Siena, Siena, Italy
- 31: Also at Purdue University, West Lafayette, USA
- 32: Also at International Islamic University of Malaysia, Kuala Lumpur, Malaysia
- 33: Also at Malaysian Nuclear Agency, MOSTI, Kajang, Malaysia
- 34: Also at Consejo Nacional de Ciencia y Tecnología, Mexico city, Mexico
- 35: Also at Warsaw University of Technology, Institute of Electronic Systems, Warsaw, Poland
- 36: Also at Institute for Nuclear Research, Moscow, Russia
- 37: Now at National Research Nuclear University 'Moscow Engineering Physics Institute' (MEPhI), Moscow, Russia
- 38: Also at St. Petersburg State Polytechnical University, St. Petersburg, Russia

- 39: Also at University of Florida, Gainesville, USA
40: Also at P.N. Lebedev Physical Institute, Moscow, Russia
41: Also at California Institute of Technology, Pasadena, USA
42: Also at Budker Institute of Nuclear Physics, Novosibirsk, Russia
43: Also at Faculty of Physics, University of Belgrade, Belgrade, Serbia
44: Also at INFN Sezione di Roma; Università di Roma, Roma, Italy
45: Also at University of Belgrade, Faculty of Physics and Vinca Institute of Nuclear Sciences, Belgrade, Serbia
46: Also at Scuola Normale e Sezione dell'INFN, Pisa, Italy
47: Also at National and Kapodistrian University of Athens, Athens, Greece
48: Also at Riga Technical University, Riga, Latvia
49: Also at Institute for Theoretical and Experimental Physics, Moscow, Russia
50: Also at Albert Einstein Center for Fundamental Physics, Bern, Switzerland
51: Also at Adiyaman University, Adiyaman, Turkey
52: Also at Mersin University, Mersin, Turkey
53: Also at Cag University, Mersin, Turkey
54: Also at Piri Reis University, Istanbul, Turkey
55: Also at Gaziosmanpasa University, Tokat, Turkey
56: Also at Ozyegin University, Istanbul, Turkey
57: Also at Izmir Institute of Technology, Izmir, Turkey
58: Also at Marmara University, Istanbul, Turkey
59: Also at Kafkas University, Kars, Turkey
60: Also at Istanbul Bilgi University, Istanbul, Turkey
61: Also at Yildiz Technical University, Istanbul, Turkey
62: Also at Hacettepe University, Ankara, Turkey
63: Also at Rutherford Appleton Laboratory, Didcot, United Kingdom
64: Also at School of Physics and Astronomy, University of Southampton, Southampton, United Kingdom
65: Also at Instituto de Astrofísica de Canarias, La Laguna, Spain
66: Also at Utah Valley University, Orem, USA
67: Also at Facoltà Ingegneria, Università di Roma, Roma, Italy
68: Also at Argonne National Laboratory, Argonne, USA
69: Also at Erzincan University, Erzincan, Turkey
70: Also at Mimar Sinan University, Istanbul, Istanbul, Turkey
71: Now at The Catholic University of America, Washington, USA
72: Also at Texas A&M University at Qatar, Doha, Qatar
73: Also at Kyungpook National University, Daegu, Korea